


MICROFILMED



LOUISE T. BRYANT

N 62-00 E 330.1

0.94 AC.

PRAYLO CALLAWAY
N 50-51 W 158.1

PRAYLO CALLAWAY
S 56-31 W 281.1

TERRY CREEK ROAD
S 33-29 E 120.0

1.0 MI TO
OLD HWY NO 15

SURVEY FOR

BEN EMERY

NEAR TERRY CREEK CHURCH GREENVILLE CO.

SOUTH CAROLINA


SEPT 12, 1985

12A-42 ✓

13783


OCT 21 1985

FILED
GREENVILLE CO., S.C.
OCT 21 10 34 AM '85
DONNIE S. TANKERSLEY
R.M.C.


JEFFERY M. PLUMBLEE, INC.
LAND SURVEYING

P.O. BOX 788
TRAVELERS REST, S.C. 29690 (803) 834-4428

I Herby Certify That The Ratio Of Precision
Of The Field Survey Is 1/100,000 As Shown
Hereon And The Area Was Determined By Computer.


7881 P.L.S. # 7881

50 25 0 25 50 100
SCALE 1" = 50'

MICROFILMED