Luminaire Housing: One piece [illegible] extrusion. The housing has [illegible] aluminum top cover, silicone [illegible] with no exposed hardware for completely weathertight operation, and an internal cast aluminum back [illegible] providing rigid mounting to the [illegible]. The clear concave lens is ¼" [illegible] borosilicate glass and is [illegible] gasketed to a recessed cast [illegible] aluminum lens frame, hinged [illegible] lamp.

Optical System: An Alzak® reflector system optically focused and fixed in position provides wide, uniform distribution. Lamp positioning supports [illegible] the lamp in a precise focal [illegible] and cushioned against shock.

Ballast: HPL [illegible] -20°F starting [illegible] temperature ballast is furnished [illegible] gasketed cast aluminum [illegible] the underside of the luminaire. [illegible] door is hinged and removable for [illegible] of the ballast.

Finish: Standard finish of luminaire [illegible] and pole is satin anodized. [illegible] the luminaire and pole polished [illegible] direction for a one-piece [illegible] Duranodic, Kalcolor and [illegible] are available. See [illegible] The recessed [illegible] and ballast door are [illegible] matte black with all finishes.

Lamps: [illegible] See [illegible] Chart.

Wiring: Poles supplied with [illegible] wiring for [illegible] supply.

[illegible] aluminum extrusion. [illegible] extrusion welds or vertical [illegible] pole height is [illegible] continuously [illegible] hinged base.

Wind Load: [illegible] units are [illegible] 80 mph winds [illegible] Equal [illegible]

Anchorage: [illegible] steel anchor [illegible] galvanized furnished [illegible] hardware [illegible] See Anchor [illegible] Chart.

Lighting

MOLDCAST

PHOTOMETRIC DATA

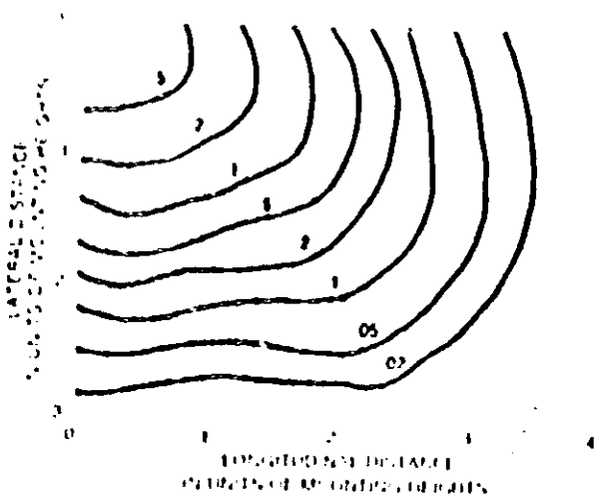

1160 Series 50

Moldcast Report No. 2670
Lamp 150W HPS
Rated 16,000 Lumens
Mounting Height 14'

MOUNTING HEIGHT CONVERSION FACTORS

[illegible]	Mounting Height	Conversion Factor
[illegible]	18'	.68
[illegible]	16'	.77
[illegible]	12'	1.36
[illegible]	10'	1.76

For conversion from 150W HPS to 250W HPS multiply reading by 0.56.

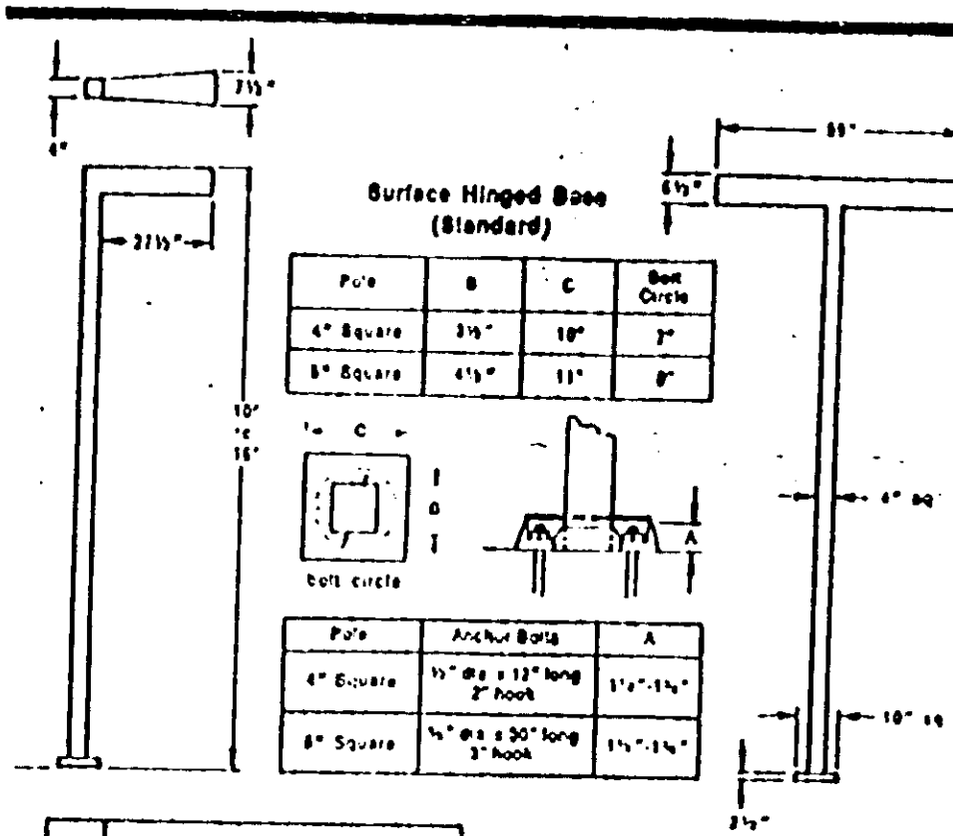

Pole	B	C	Bolt Circle
4" Square	3½"	10"	7"
5" Square	4½"	11"	8"

Pole	Anchor Bolts	A
4" Square	½" dia. x 12" long 2" hook	1¼"-1¾"
5" Square	½" dia. x 30" long 3" hook	1½"-1¾"

Hinged Bases: Affords on the ground convenience for installation and relamping. Hinge design permits access to wiring splice without hand hole. Base is constructed of cast aluminum members hinged with stainless steel hardware. Cover plate completely hides welds, anchor bolts and security bolts.

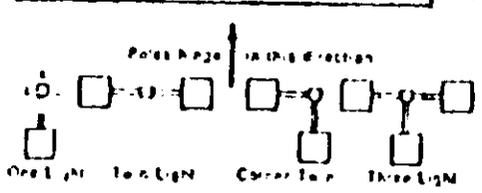

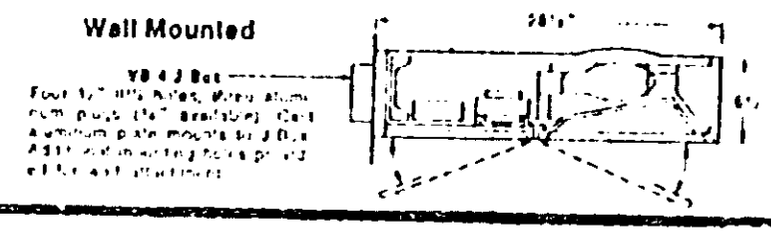

0050
4328 RV-2