

## CAPITAL PROJECTS

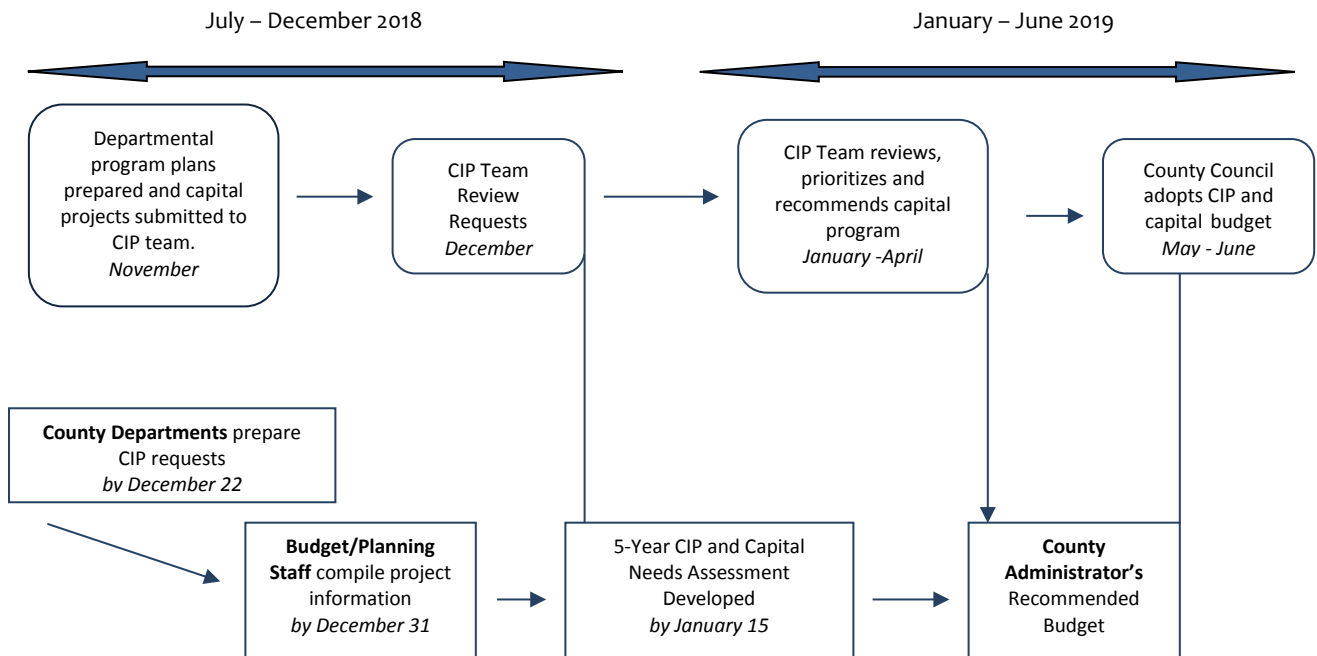
Capital projects are submitted and approved through the multi-year Capital Improvement Planning process. This section of the document provides information on the multi-year capital improvement program, the current program status, a summary of capital projects and a copy of the Capital Improvement Policies.

### CAPITAL IMPROVEMENT PROGRAM

The County of Greenville’s Capital Improvement Program is designed to identify major, infrequent and nonrecurring projects, which should be financed over a period of years. Greenville County has selected a programming period of 5 years. The development of a Capital Improvement Plan (CIP) involves a comprehensive evaluation of project planning, justification, coordination of needs, priorities and relationship to budgeting policies. Therefore, the capital improvement budget is considered with budget decisions. Capital improvement programming is a continuous process involving yearly adjustments. The CIP includes capital projects recommended for fiscal years 2020 through 2024. Each fiscal year’s capital budget is submitted in conjunction with its respective operating budget. The CIP multi-year plan includes projects for which funding is currently available and for which future funding is reasonably assured.

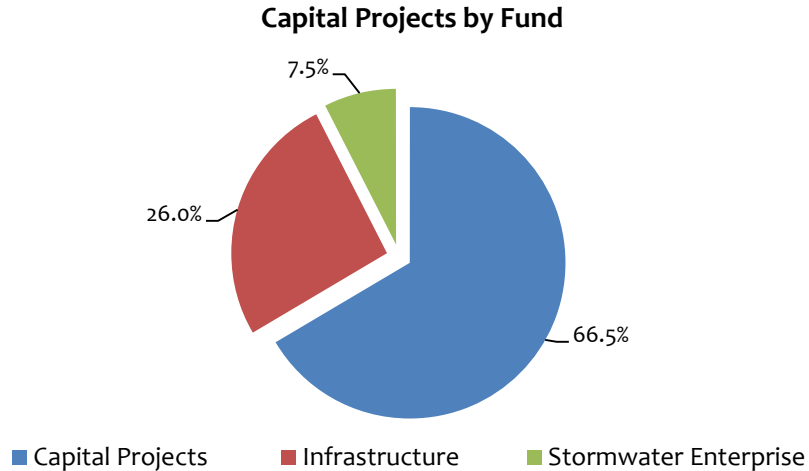
### CAPITAL IMPROVEMENT PLANNING PROCESS

Shown below is a graphic depiction of the process followed for capital improvement planning.



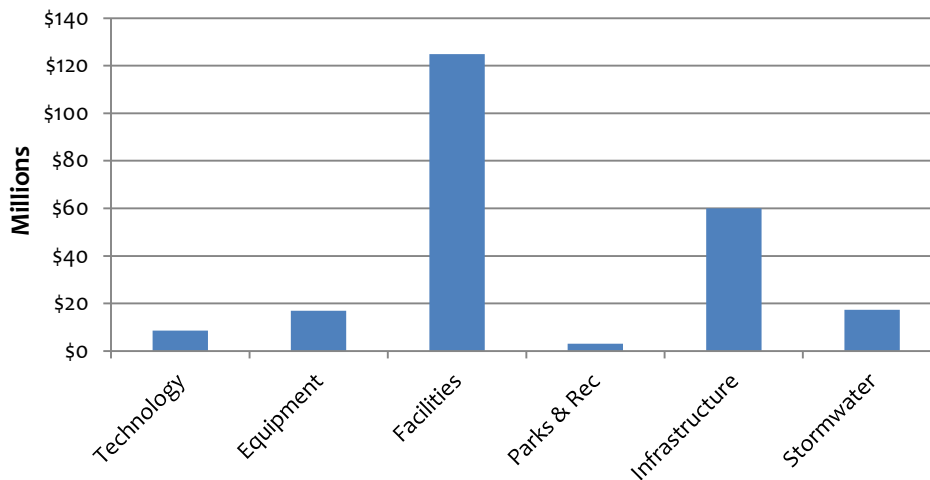
### CURRENT PROGRAM STATUS

The FY2020-FY2024 Capital Improvement Program totals \$230.828 million for projects in the areas of technological improvements, equipment, facilities, parks and recreation, infrastructure, and stormwater. For the current biennium budget, capital projects total \$88.805 million for FY2020 and \$90.244 million for FY2021. Below are graphic comparisons of budgeted capital projects by fund and by type. The following page provides a detailed listing of capital projects and financing summary. In the capital projects fund, facility expenditures are by far the greatest percentage. Capital projects funded by the County’s enterprise funds are specific to each respective fund.



### CAPITAL PROJECTS BY TYPE

Following is a graphic comparison of the capital improvements plan by type of improvements. The majority of improvements are for facility improvements. Other large areas are stormwater, which includes drainage projects and specific task force projects, and infrastructure, which includes road paving.

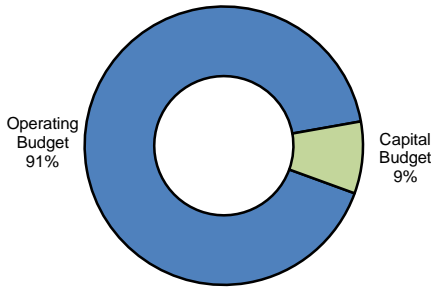


## CIP FINANCING SUMMARY FY2020-FY2024

	FUNDING SOURCE	FY2020 BUDGET	FY2021 BUDGET	FY2022 PROPOSED	FY2023 PROPOSED	FY2024 PROPOSED	TOTAL FUNDS
<b>CAPITAL PROJECTS (\$000 omitted)</b>							
<b>COUNTY GOVERNMENT DEPARTMENTS</b>							
<i>Technological Improvements</i>							
Information Technology	Capital Projects Fund	\$ 1.800	\$ 1.800	\$ 1.500	\$ 1.500	\$ 1.500	\$ 8.100
GIS - Orthophotography	Capital Projects Fund	0.127	-	-	-	-	0.127
GIS - LiDAR Acquisition	Capital Projects Fund	-	0.046	0.047	0.048	0.049	0.190
Register of Deeds Records Digitization	Capital Projects Fund	0.035	0.035	-	-	-	0.070
Probate Court Imaging	Capital Projects Fund	0.035	0.035	0.035	-	-	0.105
<b>TOTAL</b>		<b>\$ 1.997</b>	<b>\$ 1.916</b>	<b>\$ 1.582</b>	<b>\$ 1.548</b>	<b>\$ 1.549</b>	<b>\$ 8.592</b>
<i>Facilities/Construction Projects</i>							
Law Enforcement Ramp Replacement	Capital Projects Fund	\$ -	\$ 0.150	\$ -	\$ -	\$ -	\$ 0.150
HVAC Control Upgrade - LEC Complex	Capital Projects Fund	-	-	0.300	-	-	0.300
HVAC Units for Animal Care	Capital Projects Fund	0.150	0.150	-	-	-	0.300
Sheriff - Training Center Upgrade	Debt Service - Bond	-	3.000	-	-	-	3.000
Public Works New Maintenance Facility	Capital Projects Fund	-	-	0.500	0.700	-	1.200
University Ridge Development Project	Debt Service - Bond	60.000	60.000	-	-	-	120.000
<b>TOTAL</b>		<b>\$ 60.150</b>	<b>\$ 63.300</b>	<b>\$ 0.800</b>	<b>\$ 0.700</b>	<b>\$ -</b>	<b>\$ 124.950</b>
<i>Equipment</i>							
Vehicle Replacements/Additions	Debt Service - Lease	\$ 7.000	\$ 7.000	\$ -	\$ -	\$ -	\$ 14.000
Public Works Equipment	Capital Projects Fund	0.800	0.800	-	-	-	1.600
EMS - LifePak Monitors	Capital Projects Fund	0.100	0.150	0.150	0.150	0.150	0.700
EMS - Stretcher and Stair Chair Replacement	Capital Projects Fund	0.100	0.150	0.150	0.150	-	0.550
<b>TOTAL</b>		<b>\$ 8.000</b>	<b>\$ 8.100</b>	<b>\$ 0.300</b>	<b>\$ 0.300</b>	<b>\$ 0.150</b>	<b>\$ 16.850</b>
<i>Parks, Recreation, and Tourism Projects</i>							
Shelters, Bathrooms, Park Renovations	Capital Projects Fund	\$ 0.600	\$ -	\$ -	\$ -	\$ -	\$ 0.600
Conestee Stadium Renovations	Capital Projects Fund	0.050	-	-	-	-	0.050
Discovery Island Waterpark Slide/Play Structure Replacement	Capital Projects Fund	0.450	-	-	-	-	0.450
Pavilion Renovation	Capital Projects Fund	0.750	0.750	-	-	-	1.500
Pleasant Ridge Renovations	Capital Projects Fund	0.100	-	-	-	-	0.100
Swamp Rabbit - Repaving of Trail	Capital Projects Fund	0.100	0.100	-	-	-	0.200
Mt. Pleasant Community Center Renovations	Capital Projects Fund	0.150	-	-	-	-	0.150
<b>TOTAL</b>		<b>\$ 2.200</b>	<b>\$ 0.850</b>	<b>\$ -</b>	<b>\$ -</b>	<b>\$ -</b>	<b>\$ 3.050</b>
<b>CAPITAL PROJECTS FUND TOTAL</b>		<b>\$ 72.347</b>	<b>\$ 74.166</b>	<b>\$ 2.682</b>	<b>\$ 2.548</b>	<b>\$ 1.699</b>	<b>\$ 153.442</b>
<b>SPECIAL REVENUE FUNDS</b>							
<i>Infrastructure</i>							
Road Program	Road Program Fund	\$ 12.000	\$ 12.000	\$ 12.000	\$ 12.000	\$ 12.000	\$ 60.000
<b>SPECIAL REVENUE FUNDS TOTAL</b>		<b>\$ 12.000</b>	<b>\$ 12.000</b>	<b>\$ 12.000</b>	<b>\$ 12.000</b>	<b>\$ 12.000</b>	<b>\$ 60.000</b>
<b>STORMWATER ENTERPRISE FUND</b>							
Equipment for Bridge Yard	Enterprise Fund	\$ 0.380	\$ -	\$ -	\$ -	\$ -	\$ 0.380
Neighborhood Drainage Projects	Enterprise Fund	0.600	0.600	0.600	0.600	0.600	3.000
Flood Mitigation Program	Enterprise Fund	2.328	2.328	2.350	2.350	2.350	11.706
Water Quality Retrofit/Stream Stabilization	Enterprise Fund	1.150	1.150	-	-	-	2.300
<b>STORMWATER ENTERPRISE FUND TOTAL</b>		<b>\$ 4.458</b>	<b>\$ 4.078</b>	<b>\$ 2.950</b>	<b>\$ 2.950</b>	<b>\$ 2.950</b>	<b>\$ 17.386</b>
<b>TOTAL FOR ALL CAPITAL PROJECTS</b>		<b>\$ 88.805</b>	<b>\$ 90.244</b>	<b>\$ 17.632</b>	<b>\$ 17.498</b>	<b>\$ 16.649</b>	<b>\$ 230.828</b>

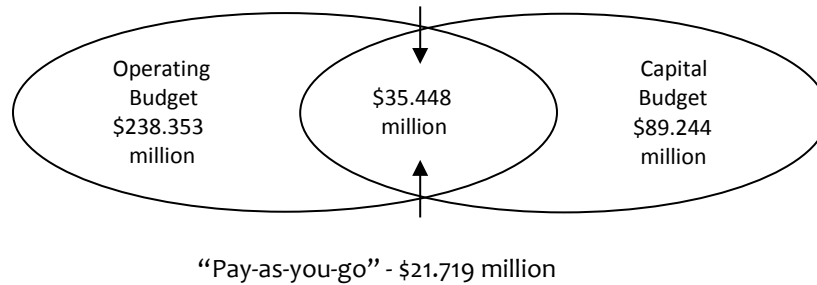
## RELATIONSHIP BETWEEN OPERATING AND CAPITAL BUDGETS

### Fiscal Year 2020



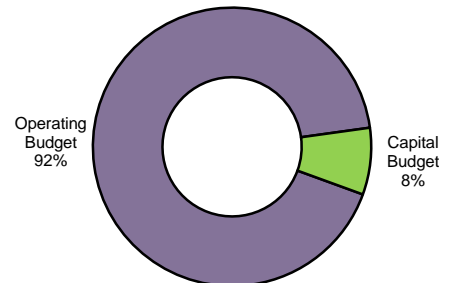
The chart below shows the relationship between the operating budget and capital expenditures for FY2020. Capital expenditures of \$89.244 million include capital projects of \$21.719 million, a bond issue of \$60.000 million, loan proceeds of \$7.000 million, and other capital items totaling \$0.525 million. The impact on the \$238.353 million operating budget is \$13.729 million, which is the debt service for capital projects. There are no estimated operational costs for new projects in FY2020. The \$21.719 million for “pay-as-you-go” projects will come from fund balances in each respective fund and/or special revenue.

**Operating Impact \$13.729 million for FY2020**  
 Debt Service \$13.729 million (Principal and Interest)  
 Operations and Maintenance \$0 million

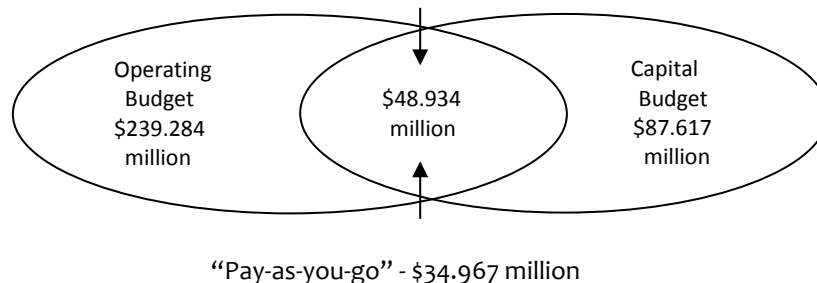


### Fiscal Year 2021

The chart below shows the relationship between the operating budget and capital expenditures for FY2021. Capital expenditures of \$87.617 million include capital projects of \$20.107 million, a bond issue of \$60.000 million, loan proceeds of \$7.000 million, and other capital items totaling \$0.510 million. The impact on the \$239.284 million operating budget is \$13.967 million, which is the debt service for capital projects. The remaining \$34.967 million for “pay-as-you-go” projects will come from fund balances in each respective funds and/or special revenue.



**Operating Impact \$13.967 million for FY2021**  
 Debt Service \$13.967 million (Principal and Interest)  
 Operations and Maintenance \$0 million



### OPERATING IMPACTS

A project might have an operating budget impact if the project includes the need for additional staff, maintenance, or daily operational costs. The amount of operating budget impact for each project is referred to in the following terms:

OPERATING IMPACT	DESCRIPTION
Positive	The project will either generate some revenue to offset expenses or reduce operating costs.
No Impact	The project will cause no change in operating costs.
Negligible	The impact will be very small; it will generate less than \$10,000 per year in increased operating expenditures.
Slight	The impact will be between \$10,001 and \$50,000 in increased operating expenditures.
Moderate	The impact will be between \$50,001 and \$100,000 in increased operating expenditures.
High	The impact will increase operating expenditures \$100,001 or more.

### FUNDING SOURCES

The Capital Improvement Program utilizes a variety of funding sources to fund capital projects. These sources include: transfers from other funds, general obligation bonds, special source revenue bonds, capital project reserve funds, pay-as-you-go basis either through ad valorem revenues or fees, and enterprise fund revenue. The chart below provides a description of funding sources.

FUNDING SOURCE	DESCRIPTION
Transfers	A major source of smaller capital projects is transfers from operating funds in the County.
General Obligation Bonds	General Obligation Bonds are used to finance a variety of public projects. Article X, Section 14 of the constitution of the State of South Carolina, 1895, as amended, provides that counties shall have the power to incur bonded indebtedness in such a manner and upon such terms and conditions as the General Assembly shall prescribe by general law. General obligation debt may be incurred only for public and corporate purpose in an amount not exceeding 8% of the assessed value of all taxable property of each county.
Special Source Revenue Bonds	The South Carolina Code of Laws, Section 4-1-175 and 4-29-68 provides that counties can issue Special Source Revenue Bonds for the purpose of building or acquiring infrastructure necessary to continue the economic development of a county. The portion of the CIP which provides for the building or acquiring of infrastructure necessary to continue the economic development of the County is included in the Infrastructure Bank and funded through Special Source Revenue Bonds. The County has pledged the County portion of the revenue stream from the multi-county parks, which includes fee-in-lieu-of-taxes (FILOT) revenues.
Capital Projects Reserve	Another source utilized in the CIP is the capital project reserve account. This account contains any unspent funds from previously completed capital projects. The County's Financial Policies allow the County Administrator to include recommendations in the budget to dispose of unspent capital project funds.
Pay-as-you-go Basis	Another source utilized in the CIP is the pay-as-you-go basis either through ad valorem revenues or fees. The CIP utilizes a road maintenance fee of \$25 per vehicle to fund a portion of the road program.
Enterprise Fund Revenue	For the County's two enterprise funds, Solid Waste and Stormwater, improvements are funded through each fund's respective revenue.

## CAPITAL IMPROVEMENT PROJECTS SUMMARY

### CAPITAL PROJECTS FUND

The Capital Projects Fund is used to account for financial resources to be used for the acquisition or construction of major capital projects, other than those financed by proprietary funds. The FY2020-FY2024 Capital Improvement Program includes a budget of \$153.442 million for various capital projects in the areas of technological improvements, facility improvements, equipment, and parks and recreation projects. Each project is discussed in detail on the following pages.

### TECHNOLOGICAL IMPROVEMENTS

#### No Impact on Operating Budget

PROJECT ITEMS	FY2020 BUDGET	FY2021 BUDGET	FY2022 PROPOSED	FY2023 PROPOSED	FY2024 PROPOSED	TOTAL PROJECT COST
Information Technology	\$ 1.800	\$ 1.800	\$ 1.500	\$ 1.500	\$ 1.500	\$ 8.100
GIS - Orthophotography	0.127	-	-	-	-	0.127
GIS - LiDAR Acquisition	-	0.046	0.047	0.048	0.049	0.190
Register of Deeds Digitization	0.035	0.035	-	-	-	0.070
Probate Court Imaging	0.035	0.035	0.035	-	-	0.105
<b>TOTAL PROJECT COST</b>	<b>\$ 1.997</b>	<b>\$ 1.916</b>	<b>\$ 1.582</b>	<b>\$ 1.548</b>	<b>\$ 1.549</b>	<b>\$ 8.592</b>
PROJECT FUNDING SOURCES	FY2020 BUDGET	FY2021 BUDGET	FY2022 PROPOSED	FY2023 PROPOSED	FY2024 PROPOSED	TOTAL PROJECT
Capital Projects Fund	\$ 1.997	\$ 1.916	\$ 1.582	\$ 1.548	\$ 1.549	\$ 8.592
<b>TOTAL PROJECT FUNDING</b>	<b>\$ 1.997</b>	<b>\$ 1.916</b>	<b>\$ 1.582</b>	<b>\$ 1.548</b>	<b>\$ 1.549</b>	<b>\$ 8.592</b>
OPERATIONAL COSTS						
Operating Impact	\$ -	\$ -	\$ -	\$ -	\$ -	\$ -
Cumulative Operating Impact	-	-	-	-	-	-

#### Description of Projects

Technological Improvements include funding for information technology, GIS, Register of Deeds, and Probate Court. Information technology projects include upgrading various information technology projects, such as software package maintenance, AS400 maintenance, and new IT projects and upgrades. System upgrades are needed for increased reliability, speed and security. Funding is also included for GIS Orthophotography and Elevation Contours Upgrade and LIDAR acquisition. These projects involve the acquisition of countywide, digital orthophotography with a ground resolution of six inches per pixel and countywide elevation contours at an interval of four feet. In addition, the annual Light Detection and Training (LiDAR) elevation data from February 2021 through February 2024 will be acquired to determine where ground features have changed in Greenville County. Register of Deeds digitization project will allow for the digitization and indexing of all deeds and plats and will ensure the preservation and online availability of nearly 450,000 permanent land records. Probate Court imaging will allow for imaging permanent records and allow access to all records. All of these technological projects are consistent with the County Council's desire to provide for the technological needs of the County.

#### Impact on Operating Budget

*(Discussion of recurring costs, savings that will be realized, benefit to the county and citizens)*

Information technology improvements are budgeted in a capital project fund and financed with funds transferred from the Infrastructure Bank. The budget reflects the cost of purchasing necessary equipment and/or contractual costs. There will be a no operating budget impact due to any of these projects.

**FACILITIES/CONSTRUCTION PROJECTS**  
**High Impact on Operating Budget**

PROJECT ITEMS	FY2020 BUDGET	FY2021 BUDGET	FY2022 PROPOSED	FY2023 PROPOSED	FY2024 PROPOSED	TOTAL PROJECT COST
Law Enforcement Ramp Replacement	\$ -	\$ 0.150	\$ -	\$ -	\$ -	\$ 0.150
HVAC Controls Upgrade - LEC Complex	-	-	0.300	-	-	0.300
HVAC Units for Animal Care	0.150	0.150	-	-	-	0.300
Training Center Upgrade	-	3.000	-	-	-	3.000
PW Maintenance Facility	-	-	0.500	0.700	-	1.200
University Ridge Development Project	60.000	60.000	-	-	-	120.000
<b>TOTAL PROJECT COST</b>	<b>\$ 60.150</b>	<b>\$ 63.300</b>	<b>\$ 0.800</b>	<b>\$ 0.700</b>	<b>\$ -</b>	<b>\$ 124.950</b>
PROJECT FUNDING SOURCES	FY2020 BUDGET	FY2021 BUDGET	FY2022 PROPOSED	FY2023 PROPOSED	FY2024 PROPOSED	TOTAL PROJECT FUNDING
Capital Projects Fund	\$ 0.150	\$ 0.300	\$ 0.800	\$ 0.700	\$ -	\$ 1.950
Bond Issue	60.000	63.000	-	-	-	123.000
<b>TOTAL PROJECT FUNDING</b>	<b>\$ 60.150</b>	<b>\$ 63.300</b>	<b>\$ 0.800</b>	<b>\$ 0.700</b>	<b>\$ -</b>	<b>\$ 124.950</b>
OPERATIONAL COSTS						
Operating Impact	\$ -	\$ -	\$ 0.900	\$ 0.900	\$ 0.900	\$ 2.700

**Description of Projects**

Facility/Construction projects include funding for renovations and new construction. Renovations include the replacement of the ramp at the Law Enforcement Center. The ramp is a wood and cement structure that has been in place for 30 years and is need of replacing. Renovations also include installing automated controls for the HVAC equipment at the Law Enforcement Center complex. The Law Enforcement Center currently does not have any control system in place. The installation of a control system will result in energy savings. HVAC units will also be installed at the Animal Care facility. The requested funds will pay for two HVAC units and their installation into D12 and D15 dog kennels at the Animal Care adoption center. New construction projects include the construction of a new Training Center facility for the Sheriff's Office. Also, A new maintenance facility for the Public Works Department will be constructed within the five year period. There will also be a new development project for County properties, to include a new County facility.

**Impact on Operating Budget**

*(Discussion of recurring costs, savings that will be realized, benefit to the county and citizens)*

Facility/construction projects are budgeted in a capital project fund. Renovation projects are financed with funds transferred from the Infrastructure Bank. New construction projects will be financed with a bond issue. Operating costs will include the debt service for the bond issue. Operating costs have not yet been determined as the project has not yet been discussed and approved by County Council. There will be additional operational costs beginning in FY2022 for the new Public Works maintenance facility. These costs will include additional personnel and supplies/maintenance costs.

**EQUIPMENT**  
Moderate Impact on Operating Budget

PROJECT ITEMS	FY2020 BUDGET	FY2021 BUDGET	FY2022 PROPOSED	FY2023 PROPOSED	FY2024 PROPOSED	TOTAL PROJECT COST
Vehicle Replacements/Additions	\$ 7.000	\$ 7.000	\$ -	\$ -	\$ -	\$ 14.000
Public Works Equipment	0.800	0.800	-	-	-	1.600
EMS Life Pak Monitors	0.100	0.150	0.150	0.150	0.150	0.700
EMS Stretcher and Stair Chair Repl	0.100	0.150	0.150	0.150	-	0.550
<b>TOTAL PROJECT COST</b>	<b>\$ 8.000</b>	<b>\$ 8.100</b>	<b>\$ 0.300</b>	<b>\$ 0.300</b>	<b>\$ 0.150</b>	<b>\$ 16.850</b>
PROJECT FUNDING SOURCES	FY2020 BUDGET	FY2021 BUDGET	FY2022 PROPOSED	FY2023 PROPOSED	FY2024 PROPOSED	TOTAL PROJECT FUNDING
Capital Lease	\$ 7.000	\$ 7.000	\$ -	\$ -	\$ -	\$ 14.000
Capital Projects Fund	1.000	1.100	0.300	0.300	0.150	2.850
<b>TOTAL PROJECT FUNDING</b>	<b>\$ 8.000</b>	<b>\$ 8.100</b>	<b>\$ 0.300</b>	<b>\$ 0.300</b>	<b>\$ 0.150</b>	<b>\$ 16.850</b>
OPERATIONAL COSTS						
Operating Impact	\$ -	\$ 0.080	\$ 0.160	\$ 0.180	\$ 0.200	\$ 0.620

**Description of Projects**

Equipment projects include vehicle/heavy equipment replacements and additions and the replacement of EMS equipment. Various vehicles and equipment will be replaced and/or added as needed through the County’s master lease program. Vehicles/equipment additions include heavy equipment for Public Works offices, marked patrol cars, and other vehicles as needed. The EMS Division will replace LifePak cardiac monitors over the next five years. The Physio-Control LifePak is used to monitor a patient’s cardiac activity (heart rate and rhythm), perform a 12 lead EKG, perform pacing functions to stabilize a heart rhythm and perform cardioversion or defibrillate a patient’s heart when it is in legal rhythm. The EMS Division will also replace stretcher and stair-chairs for the EMS vehicles.

**Impact on Operating Budget**

*(Discussion of recurring costs, savings that will be realized, benefit to the county and citizens)*

Vehicle/equipment replacements and additions project is budgeted in a capital project fund and is financed with a capital lease. Cardiac monitor replacement project is budgeted in a capital project fund and is financed with a transfer from the Infrastructure Bank. Operating costs will include the debt service for the capital lease.





**PARKS, RECREATION, AND TOURISM PROJECTS**  
**No Impact on Operating Budget**

PROJECT ITEMS	FY2020 BUDGET	FY2021 BUDGET	FY2022 PROPOSED	FY2023 PROPOSED	FY2024 PROPOSED	TOTAL PROJECT COST
Shelters, Bathroom, Park Renovations	\$ 0.600	\$ -	\$ -	\$ -	\$ -	\$ 0.600
Conestee Stadium Renovations	0.050	-	-	-	-	0.050
Discovery Island Waterpark Slide Replacement	0.450	-	-	-	-	0.450
Pavilion Renovations	0.750	0.750	-	-	-	1.500
Pleasant Ridge Renovations	0.100	-	-	-	-	0.100
Swamp Rabbit Repaving	0.100	0.100	-	-	-	0.200
Mt. Pleasant Community Center Renovations	0.150	-	-	-	-	0.150
<b>TOTAL PROJECT COST</b>	<b>\$ 2.200</b>	<b>\$ 0.850</b>	<b>\$ -</b>	<b>\$ -</b>	<b>\$ -</b>	<b>\$ 3.050</b>
PROJECT FUNDING SOURCES	FY2020 BUDGET	FY2021 BUDGET	FY2022 PROPOSED	FY2023 PROPOSED	FY2024 PROPOSED	TOTAL PROJECT FUNDING
Capital Projects Fund	\$ 2.200	\$ 0.850	\$ -	\$ -	\$ -	\$ 3.050
<b>TOTAL PROJECT FUNDING</b>	<b>\$ 2.200</b>	<b>\$ 0.850</b>	<b>\$ -</b>	<b>\$ -</b>	<b>\$ -</b>	<b>\$ 3.050</b>
OPERATIONAL COSTS						
Operating Impact	\$ -	\$ -	\$ -			\$ -
Cumulative Operating Impact	-	-	-	-	-	-

**Description of Projects**

Projects for the Parks, Recreation, and Tourism Department include maintenance for park shelter renovations and enhancements/maintenance at several park facilities, sign replacements, parking lot re-stripings, park shelter renovations and enhancements/maintenance at several park facilities.



**Impact on Operating Budget**

*(Discussion of recurring costs, savings that will be realized, benefit to the county and citizens)*

Parks, Recreation and Tourism capital projects are budgeted in a capital project fund. Projects will be funded through a transfer from the Parks, Recreation, and Tourism special revenue fund. No additional impact on the operating budget is anticipated.



## CAPITAL IMPROVEMENTS PROJECTS SUMMARY SPECIAL REVENUE FUNDS

The Road Program Special Revenue Fund is used to finance capital infrastructure improvements. The FY2020-FY2024 Capital Improvement Program includes a budget of \$60.000 million for various infrastructure capital projects.

### INFRASTRUCTURE IMPROVEMENTS No Impact on Operating Budget

PROJECT ITEMS	FY2020 BUDGET	FY2021 BUDGET	FY2022 PROPOSED	FY2023 PROPOSED	FY2024 PROPOSED	TOTAL PROJECT COST
Road Program	\$ 12.000	\$ 12.000	\$ 12.000	\$ 12.000	\$ 12.000	\$ 60.000
<b>TOTAL PROJECT COST</b>	<b>\$ 12.000</b>	<b>\$ 12.000</b>	<b>\$ 12.000</b>	<b>\$ 12.000</b>	<b>\$ 12.000</b>	<b>\$ 60.000</b>
PROJECT FUNDING SOURCES	FY2020 BUDGET	FY2021 BUDGET	FY2022 PROPOSED	FY2023 PROPOSED	FY2024 PROPOSED	PROJECT FUNDING
Special Revenue Fund - Road Fee	\$ 12.000	\$ 12.000	\$ 12.000	\$ 12.000	\$ 12.000	\$ 60.000
<b>TOTAL PROJECT FUNDING</b>	<b>\$ 12.000</b>	<b>\$ 12.000</b>	<b>\$ 12.000</b>	<b>\$ 12.000</b>	<b>\$ 12.000</b>	<b>\$ 60.000</b>
OPERATIONAL COSTS						
Operating Impact	\$ -	\$ -	\$ -	\$ -	\$ -	\$ -
Cumulative Operating Impact	-	-	-	-	-	-

#### Description of Projects

Road improvements include rehabilitation and/or reconstruction of “worst roads” first on a countywide basis. Planned projects are consistent with Council approved programs to reduce risk to public safety and to improve deteriorating road structures. The road program also includes a contribution for local municipality road programs.

#### Impact on Operating Budget

*(Discussion of recurring costs, savings that will be realized, benefit to the county and citizens)*

Funding for the road program is included in the capital projects fund and is financed through road maintenance fees. This project provides a direct benefit to citizens through road and bridge improvements. No additional impact on the operating budget is anticipated.



## CAPITAL IMPROVEMENTS PROJECTS SUMMARY PROPRIETARY FUNDS

The County operates two enterprise funds: Solid Waste and Stormwater. Capital projects within these funds are accounted for in the appropriate proprietary enterprise fund. The FY2020-FY2024 Capital Improvement Program includes a budget of \$17.386 million for various capital projects in the area of stormwater.

### STORMWATER ENTERPRISE FUND No Impact on Operating Budget

PROJECT ITEMS	FY2020 BUDGET	FY2021 BUDGET	FY2022 PROPOSED	FY2023 PROPOSED	FY2024 PROPOSED	TOTAL PROJECT COST
Neighborhood Drainage Projects	\$ 0.600	\$ 0.600	\$ 0.600	\$ 0.600	\$ 0.600	\$ 3.000
Equipment for Bridge Yard	0.380	-	-	-	-	0.380
Flood Mitigation Program	2.328	2.328	2.350	2.350	2.350	11.706
Water Quality Retrofits/Stream Stable	1.150	1.150	-	-	-	2.300
<b>TOTAL PROJECT COST</b>	<b>\$ 4.458</b>	<b>\$ 4.078</b>	<b>\$ 2.950</b>	<b>\$ 2.950</b>	<b>\$ 2.950</b>	<b>\$ 17.386</b>
<b>PROJECT FUNDING SOURCES</b>						
PROJECT FUNDING SOURCES	FY2020 BUDGET	FY2021 BUDGET	FY2022 PROPOSED	FY2023 PROPOSED	FY2024 PROPOSED	TOTAL PROJECT FUNDING
Enterprise Fund Revenue	\$ 4.458	\$ 4.078	\$ 2.950	\$ 2.950	\$ 2.950	\$ 17.386
<b>TOTAL PROJECT FUNDING</b>	<b>\$ 4.458</b>	<b>\$ 4.078</b>	<b>\$ 2.950</b>	<b>\$ 2.950</b>	<b>\$ 2.950</b>	<b>\$ 17.386</b>
<b>OPERATIONAL COSTS</b>						
Operating Impact	\$ -	\$ -	\$ -	\$ -	\$ -	\$ -
Cumulative Operating Impact	-	-	-	-	-	-

#### Description of Projects

Capital projects for Stormwater include funding for neighborhood drainage projects, NPDES/water quality retrofit projects, and flood studies. These projects are consistent with County Council’s goals for infrastructure which provide for funding to resolve drainage problems and for stormwater flood projects.

#### Impact on Operating Budget

*(Discussion of recurring costs, savings that will be realized, benefit to the county and citizens)*

Funding for these projects are included in the Stormwater Enterprise Fund and funded through revenue received for that fund. No additional impact on the operating budget is anticipated.



**THIS PAGE INTENTIONALLY LEFT BLANK**