

COUNTY OF GREENVILLE STATISTICAL INFORMATION

DEMOGRAPHIC INFORMATION

Population Growth

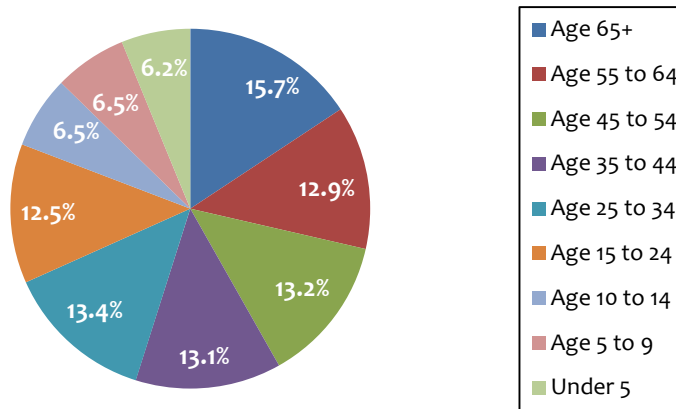
The population of the County is estimated to be 554,977 for 2023. Greenville County is the largest county in population in South Carolina. Growth rates have averaged 1.57% per year since 2010.

Total Population	2010	2018	2023	Projected Annual Growth Rate
Greenville County	451,225	513,431	554,977	1.57%
Upstate SC	1,362,073	1,482,416	1,563,925	1.08%
South Carolina	4,625,364	5,108,693	5,437,217	1.25%

Source: Appalachian Council of Governments

Population by Age

The following chart depicts the age distribution of the population of Greenville County. The median age of the Greenville population is 37.8.



Population by Race and Ethnicity

Race/Ethnicity	2010	2018	2023
White	73.8%	73.2%	72.4%
Black	18.1%	17.6%	17.4%
American Indian/Alaska Native	0.3%	0.3%	0.3%
Asian	2.0%	2.3%	2.5%
Hawaiian/Pacific Islander	0.1%	0.1%	0.1%
Some Other Race	3.9%	4.3%	4.7%
Two or More Races	1.9%	2.3%	2.6%
Hispanic Origin	8.1%	9.0%	10.0%

Source: Appalachian Council of Governments

ECONOMIC INFORMATION

Per Capita Income

The County ranked third among the 46 counties in the State of South Carolina in per capita personal income for 2018.

Per Capita Income	2018	2023
Greenville County	\$30,598	\$34,639
South Carolina	\$27,697	\$31,565
United States	\$31,950	\$36,530

Source: *Applachian Council of Governments*

Median Household Income

The estimated median household income for the County was \$54,819 in 2018, which ranked the household income of the County as the highest among the 10 counties in the upstate region. Listed to the right are the median family income statistics for Greenville County, the State, and the United States.

Median Household Income	2018	2023
Greenville County	\$54,819	\$62,094
South Carolina	\$50,748	\$56,462
United States	\$58,100	\$65,727

Source: *Applachian Council of Governments*

Households and Families

The chart below lists the total households and families in Greenville County. The housing tenure data is a percentage of total occupied housing units.

Households and Families	2010	2018	2023
Total Households	176,531	200,878	217,105
Total Families	119,362	133,602	143,493
Average HH Size	2.5	2.5	2.5
Renter Occupied	32.60%	36.20%	35.90%
Owner Occupied	67.40%	63.80%	64.10%

Source: *Applachian Council of Governments*

Capital Investment

Over the past five years, Greenville has attracted more than \$1.8 billion in new business investments and 9,333 new jobs. This growth has allowed for more businesses to be created per capita than any other region in the southeastern United States. This table sets forth the total capital investment for new and expanded industry within the County for the last five years.

Year	Total Investment	Jobs Created
2014	\$ 451.9 Million	1310
2015	\$ 394.7 Million	2118
2016	\$ 425.9 Millions	2639
2017	\$ 336.0 Million	1789
2018	\$ 161.8 Million	1477
Five Year Total	\$ 1.80 Billion	9333

Source: *Greenville Area Development Corporation*

Major Employers

The following table shows the ten largest employers located within the County, the type of business and their approximate number of employees as of 2018.

Company Name	Type of Business	Employment
Greenville Health Systems	Health Services	15,493
School District of Greenville County	Public Education	10,095
Michelin North America, Inc.	Radial Tires	4,481
Bon Secours St. Francis Health System	Health Services	4,355
General Electric Company	Turbines and Turbine Generator Sets	4,220
SC State Government	State Government	3,419
Duke Energy Corporation	Utility	3,300
Fluor Corporation	Engineering	2,555
Greenville County Government	Government	2,087
US Government	Federal Government	2,065

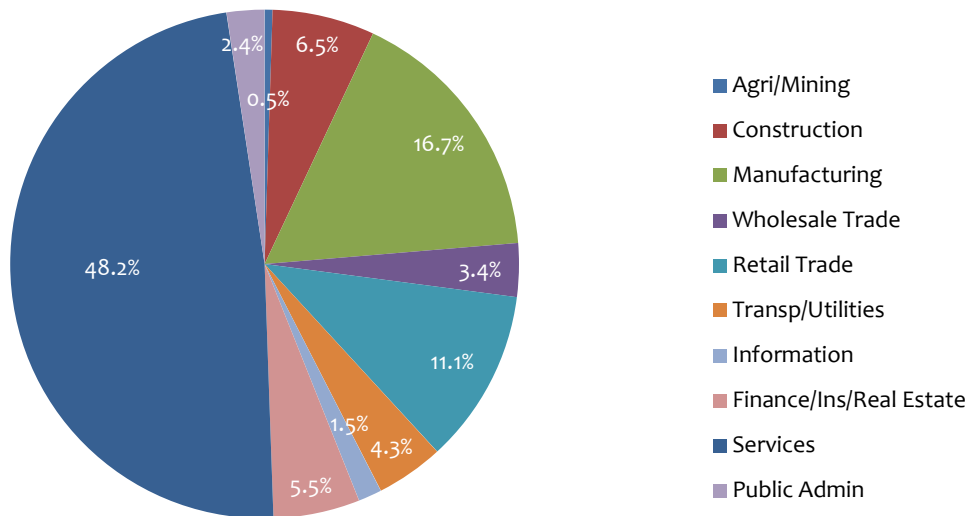
Labor Force

The labor force participation rates for Greenville County for 2018 are shown in the chart below. Employment by industry type is shown in the chart below.

Civilian Population in Labor Force	2018
Employed	96.4%
Unemployed	3.6%

Source: Appalachian Council of Governments

Employment by Industry



Assessed Value of Taxable Property

The assessed value of all taxable property in the County for the last five fiscal years for which data is available is set forth below:

Fiscal Year	Tax Year	Assessed Value in County		Total Assessed Value
		Real Property	Personal Property	
2014	2013	\$ 1,569,022,000	\$ 460,268,000	\$ 2,029,290,000
2015	2014	\$ 1,612,481,000	\$ 489,517,000	\$ 2,101,998,000
2016	2015	\$ 1,678,930,000	\$ 505,327,000	\$ 2,184,257,000
2017	2016	\$ 1,730,661,000	\$ 491,396,000	\$ 2,222,057,000
2018	2017	\$ 1,809,997,000	\$ 498,958,000	\$ 2,308,955,000

Source: County Records

Tax Collections for Last Five Years

The following table shows taxes levied (adjusted to include additions, abatements) for the County, taxes collected as of June 30 of the year following the year in which the levy was made, the amount of delinquent taxes (which include taxes levied in prior years but collected in the year shown), and the percentage of taxes collected.

Fiscal Year	Tax Year	Total Tax Levy	Current Taxes Collected	Current Percentage Collected	Delinquent Taxes Collected	Total Taxes Collected	Percent Collected
2014	2013	\$ 490,377,964	\$ 476,935,106	97.3%	\$ 12,013,517	\$ 488,948,623	99.7%
2015	2014	\$ 518,399,698	\$ 509,608,216	98.3%	\$ 7,301,346	\$ 516,909,562	99.7%
2016	2015	\$ 545,006,314	\$ 535,301,452	98.2%	\$ 5,968,173	\$ 541,269,625	99.3%
2017	2016	\$ 560,960,359	\$ 553,991,080	98.8%	\$ 4,332,593	\$ 558,323,673	99.5%
2018	2017	\$ 598,191,409	\$ 588,482,603	98.4%	\$ -	\$ 588,482,603	98.4%

Source: Greenville County Records

Ten Largest Taxpayers

The ten largest taxpayers for Fiscal Year 2018 (tax year 2017) in the County are set forth below:

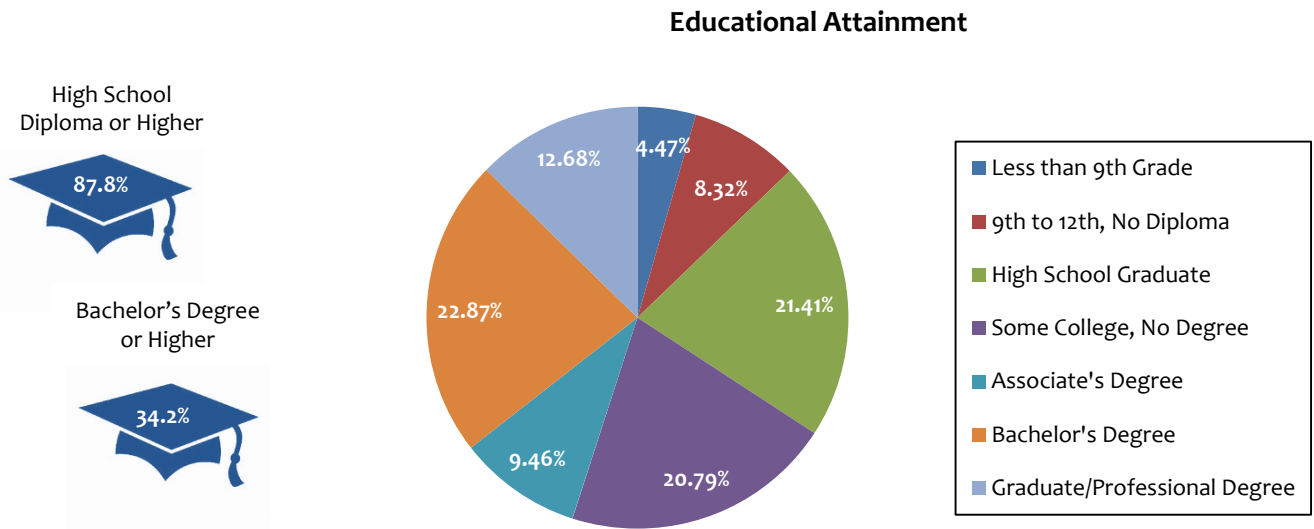
Taxpayer	Type of Business	Taxable Assessed Value (ooo's omitted)	Percentage of Total Taxable Assessed Value
Duke Energy Corporation	Electric Utility	\$ 48,543	2.10%
Cellco Partnership/Verizon Wireless	Communications	11,755	0.50%
BellSouth Telecommunications	Telephone Utility	9,157	0.40%
Greenridge Shops, Inc	Property Management	6,046	0.30%
Simon Haywood LLC & Bellwether	Property Management	5,986	0.30%
Magnolia Park	Property Management	5,963	0.30%
Piedmont Natural Gas	Utility	5,847	0.30%
Michelin North America	Radial Tires	6,588	0.30%
Laurens Electric Coop Inc	Utility	5,273	0.20%
3M Company	Manufacturing	5,323	0.20%
Total		\$ 110,481	4.90%

Source: County Records

EDUCATION AND TRAINING

Greenville County Public Schools/Private Schools

Greenville County is served by one school district, which serves more than 70,000 students each year. It is the largest school district in South Carolina, and the 47th largest in the nation. Greenville’s school district offers diversified learning opportunities, including magnet schools that offer special learning opportunities, International Baccalaureate (IB) Program, and unique learning experiences at the Roper Mountain Science Center. There are approximately 20 private schools within Greenville County. The table below indicates the level of education for persons 25 years and older for the County.



Higher Education

Greenville County has several higher education facilities that enroll students at the college level in private or technical schools. The following table shows these institutions.

Institution	Type
Bob Jones University	4 Year Private
Furman University	4 Year Private
Greenville Technical College	Technical College
North Greenville University	4 Year Private
The University Center	Consortium *

Source: South Carolina Commission on Higher Education

* Students attending The University Center are enrolled in one of seven participating colleges or universities.

QUALITY OF LIFE

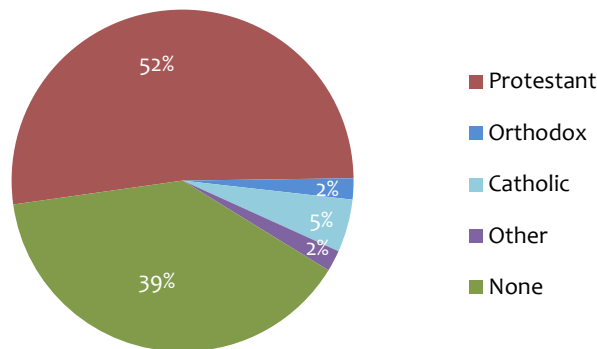
Health Care

Greenville County is served by two major health systems: Prisma Health System and Bon Secours Health System. The Greenville Health System is the state’s largest provider and one of the Southeast’s leading medical facilities. Bon Secours is a private, non-profit system.

Facility	Type of Facility	# Beds
Greer Memorial Hospital	General Medical & Surgical	70
Greenville Memorial Hospital	General Medical & Surgical	814
Hillcrest Hospital	General Medical & Surgical	43
Pelham Medical Center	General Medical & Surgical	48
North Greenville Hospital	General Medical & Surgical	45
Patewood Memorial Hospital	General Medical & Surgical	72
Shriners Hospital for Children	Orthopedic	50
St. Francis Women's & Family Hospital	General Medical & Surgical	93
St. Francis Hospital, Inc.	General Medical & Surgical	338

Religion

A large variety of religious practices are found in the Greenville area. The section of the population affiliated with a religious congregation is approximately 61%. The chart below displays the percentage of individuals associated with various religions and/or denominations.



The Arts

Much of the artistic and cultural activity of the county is centered around The Peace Center. The Peace Center offers a 2,100-seat concert hall, a 400-seat theatre, an amphitheater, and other event spaces. The Center brings a wide variety of performances, including Broadway shows, classical and opera performances, dance, and drama. Greenville features several theatre and ballet groups, such as the Carolina Ballet Theatre, Centre Stage, the South Carolina Children’s Theatre, Greenville Little Theatre, the Warehouse Theatre, the Greenville Chorale, and the Greenville Symphony Orchestra.



Greenville also features several museums and art galleries. The Greenville County Museum of Art is counted among the country’s premier American Art museums, drawing visitors from around the world to see installations of work by two of the nation’s greatest contemporary artists, Andrew Wyeth and Jasper Johns. The Bob Jones Museum and Gallery is recognized as one of America’s finest collections of Italian paintings. The Children’s Museum is the 10th largest children’s museum in the world and 7th largest in the country. It features numerous exhibit galleries, a traveling exhibit hall, and outdoor interactive exhibit spaces. Greenville is also home to the Upcountry History Museum which works to promote, present and preserve the history of Upcountry South Carolina.

Convention Facilities

The Bon Secours Wellness Arena is used for concerts, hockey, and other events. Greenville also has the Greenville Convention Center, with 280,000 square feet of exhibit space and 60,000 square feet of meeting and conference space.



Climate

The table below depicts the average climate for Greenville County based on information from the National Climatic Data Center.

Yearly Average Temperature	60.3 degrees F
Yearly Average High Temperature	88.8 degrees F
Yearly Average Low Temperature	31.2 degrees F
Yearly Average Precipitation	54.00"
Snowfall:Average Total Inches	4.7"

Source: SC Department of Natural Resources

Recreation

Greenville County Recreation

Greenville County government (through the Parks, Recreation and Tourism Department) operates over 53 parks, trails, and recreation facilities including, the Pavilion (ice skating venue), Riverbend (equestrian park), Westside Aquatic Center (50-meter public indoor swimming facility), and several water parks.

City of Greenville Recreation

The City of Greenville Recreation and Parks Department operates 39 parks occupying more the 400 acres of land. The largest park features The Greenville Zoo, an exotic animal kingdom featuring exhibits which represent Asia, Africa, and Australia.

State Recreation Areas

Various state parks can also be found in Greenville, including Paris Mountain State Park, Table Rock State Park, Jones Gap and Caesar’s Head State Parks and other facilities.

Greenville County Library

Greenville has a countywide library system with one main library facility, 10 branches, 1 bookmobile and a website that provides much information, materials, and services.

Sports

Professional baseball has been a part of Greenville for more than a century. From the Spinners, Mets, Red Sox, Braves, Bombers and now the Drive, Greenville has hosted a series of professional teams. Greenville is currently home to the Greenville Drive, a Red Sox affiliate.



COUNTY SERVICES PROVIDED

Tax Supported Services

The County provides various local services that are funded primarily from the County's ad valorem tax levy and County office fees. These services include public works, public safety and law enforcement, and various administrative services.

Revenue-Supported Services

The County's Department of Community Development and Planning operates a system of solid waste collection, solid waste transfer, and various recycling programs. The fee structure is set at rates that are low to moderate in comparison with local private providers. The system is supported largely from fees charged for services as well as ad valorem tax levy for Solid Waste services. The Department also operates the Stormwater program from a fee charged to property owners. Revenues are used to fund expenses related to the NPDES MS4 permit, County drainage projects, and floodplain projects.

OTHER FACILITIES SERVING THE COUNTY

Ground Transportation

Greenville County has 1,465 miles of state-maintained highways and 1,670 miles of roadway maintained by Greenville County. Interstate 85 is the backbone of the manufacturing region. Greenville also connects with I-26 to the south, enabling direct access to South Carolina ports, and to I-85 to the southwest from I-385.



Air Transportation

The Greenville-Spartanburg International Airport (GSP) serves the Upstate of South Carolina and is the largest airport in the state. More than 1.9 million passengers per year are served by 5 major airlines offering 50 non-stop average daily departures to 16 major cities and 19 airports across the US.



Public Transit

GreenLink (aka Greenville Transit Authority) offers fourteen fixed routes to destinations across the county. Buses run six days per week.



Ordinance No. 5096
COUNTY OF GREENVILLE
FISCAL YEAR 2019-2020 BUDGET ORDINANCE

SECTION 1: The following funds are hereby appropriated for the operations of county government for the fiscal year beginning July 1, 2019 and ending June 30, 2020.

SCHEDULE A: GENERAL FUND

Administrative Services		\$ 3,082,319
General Services		15,586,748
Community Development and Planning		23,123,492
Public Safety		28,846,477
Emergency Medical Services		19,890,148
Emergency Management		536,146
Elected & Appointed Offices/Judicial		20,402,715
Elected & Appointed Offices/Fiscal		3,167,587
Elected & Appointed Offices/Law Enforcement		49,469,804
Other Services		13,706,801
Other Financing Uses		8,272,791
TOTAL GENERAL FUND		<u><u>\$186,085,028</u></u>

SCHEDULE B: SPECIAL REVENUE FUND

State Accommodations Tax			
Expenditures			\$ 1,277,526
Local Accommodations Tax			
Project Expenditures	\$ 400,000		
Fund Balance Contribution		<u>435,000</u>	835,000
Emergency 911			
Expenditures	\$ 3,140,323		
Other Financing Uses		27,279	
Fund Balance Contribution		<u>13,998</u>	3,181,600
Hospitality Tax			
Expenditures	\$ 440,000		
Other Financing Uses		8,339,459	
Fund Balance Contribution		<u>215,287</u>	8,994,746
Infrastructure Bank			
Economic Development Expenditures	\$ 1,857,343		
Other Financing Uses		<u>11,987,646</u>	13,844,989
Medical Charities			
Expenditures			6,322,143
Parks and Recreation			
Expenditures	\$ 17,026,149		
Other Financing Uses		<u>3,736,996</u>	20,763,145
Public Safety Interoperable Communications			3,356,510
Road Program			
Road Projects	\$ 12,000,000		
Other Financing Uses		<u>2,800,000</u>	14,800,000
Victim's Rights			
Expenditures			<u>625,554</u>
TOTAL SPECIAL REVENUE FUND			<u><u>\$ 74,001,213</u></u>

SCHEDULE C: DEBT SERVICE FUND

General Obligation Bonds		
Principal	\$ 6,040,000	
Interest	1,653,409	
Service Charges	5,000	
Fund Balance Contribution	<u>925,978</u>	\$ 8,624,387
Certificates of Participation		
Principal	2,685,000	
Interest	1,109,675	
Service Charges	10,000	
Fund Balance Contribution	<u>487,844</u>	4,292,519
Special Source Revenue Bonds		
Principal	2,257,000	
Interest	252,641	
Service Charges	10,000	
Fund Balance Contribution	<u>97,000</u>	2,616,641
Capital Leases		
Principal	3,320,368	
Interest	190,081	
Fund Balance Contribution	<u>2,000</u>	3,512,449
TOTAL DEBT SERVICE FUND		<u>\$ 19,045,996</u>

SCHEDULE D: CAPITAL PROJECTS FUND

Technological Improvements		\$ 1,997,000
Equipment Projects		8,000,000
Facility/Construction Projects		60,150,000
Parks, Recreation, Tourism Projects		<u>2,200,000</u>
TOTAL CAPITAL PROJECTS FUND		<u>\$ 72,347,000</u>

SCHEDULE E: INTERNAL SERVICE FUND

Fleet Management		
Expenditures	\$ 7,652,762	
Other Financing Uses	<u>81,837</u>	\$ 7,734,599
Health and Dental Insurance		
Expenditures		33,770,000
Workers Compensation Insurance		
Expenditures	2,131,000	
Other Financing Uses	<u>500,000</u>	2,631,000
TOTAL INTERNAL SERVICE FUND		<u>\$ 44,135,599</u>

SCHEDULE F: ENTERPRISE FUND

Solid Waste		
Expenditures	\$ 15,571,656	
Other Financing Uses	<u>237,297</u>	\$ 15,808,953
Stormwater Management		
Expenditures	\$ 11,942,884	
Other Financing Uses	<u>151,983</u>	12,094,867
TOTAL ENTERPRISE FUND		<u>\$ 27,903,820</u>

SECTION 2: Revenues available in FY2020 are estimated according to the following schedules.**SCHEDULE A: GENERAL FUND**

Property Tax		\$ 102,380,667
County Office Revenue		35,922,437
State Shared Taxes		23,541,953
Other Revenue		6,762,957
Other Financing Sources		13,335,000
Fund Balance Usage		<u>4,142,014</u>
TOTAL GENERAL FUND		<u>\$ 186,085,028</u>

SCHEDULE B: SPECIAL REVENUE FUND

State Accommodations Tax	\$ 1,224,120	
Fund Balance Usage	<u>53,406</u>	\$ 1,277,526
Local Accommodations Tax		835,000
E911		
User Fees		3,181,600
Hospitality Tax		8,994,746
Infrastructure Bank		
FILOT Revenues	\$ 11,967,253	
Other	75,000	
Fund Balance Usage	<u>1,802,736</u>	13,844,989
Medical Charities		
Property Tax	\$ 5,878,316	
Intergovernmental	110,500	
Other	140,000	
Fund Balance Usage	<u>193,327</u>	6,322,143
Parks and Recreation		
Property Tax	\$ 10,916,577	
Other	6,478,070	
Other Financing Sources	1,709,784	
Fund Balance Usage	<u>1,658,714</u>	20,763,145
Public Safety Interoperable Communications		
Fees	3,158,504	
Fund Balance Usage	<u>198,006</u>	3,356,510
Road Program		
Road Maintenance Fees	\$ 9,798,750	
Intergovernmental	2,500,000	
Fund Balance Usage	<u>2,501,250</u>	14,800,000
Victim's Rights		
Intergovernmental Revenue	\$ 568,000	
Fund Balance Usage	<u>57,554</u>	<u>625,554</u>
TOTAL SPECIAL REVENUE FUND		<u>\$ 74,001,213</u>

SCHEDULE C: DEBT SERVICE FUND

General Obligation Bonds		
Property Tax	\$ 2,911,166	
Intergovernmental	5,703,221	
Other	<u>10,000</u>	\$ 8,624,387
Certificates of Participation		
Property Tax	485,194	
Intergovernmental	12,650	
Other Financing Sources	<u>3,794,675</u>	4,292,519

Special Source Revenue Bonds		
Intergovernmental	107,000	
Other Financing Sources	<u>2,509,641</u>	2,616,641
Capital Leases		
Other	2,000	
Other Financing Sources	<u>3,510,449</u>	<u>3,512,449</u>
TOTAL DEBT SERVICE FUND		<u>\$ 19,045,996</u>
 SCHEDULE D: CAPITAL PROJECTS FUND		
Other Financing Sources		\$ 5,347,000
Capital Lease Proceeds		7,000,000
Bond Proceeds		<u>60,000,000</u>
TOTAL CAPITAL PROJECTS FUND		<u>\$ 72,347,000</u>
 SCHEDULE E: INTERNAL SERVICE FUND		
Fleet Management		
Reimbursements	\$ 7,216,194	
Fund Balance Usage	<u>518,405</u>	\$ 7,734,599
Health and Dental		
Premiums	\$ 27,300,590	
Other Financing Sources	5,728,739	
Fund Balance Usage	<u>740,671</u>	33,770,000
Workers Compensation		
Premiums	2,616,751	
Fund Balance Usage	<u>14,249</u>	<u>2,631,000</u>
TOTAL INTERNAL SERVICE FUND		<u>\$ 44,135,599</u>
 SCHEDULE F: ENTERPRISE FUND		
Solid Waste		
Property Tax	\$ 4,366,749	
Solid Waste Tipping Fees	7,000,000	
Other	686,000	
Fund Balance Usage	<u>3,756,204</u>	\$ 15,808,953
Stormwater		
Fees	\$ 7,944,870	
Fund Balance Usage	<u>4,149,997</u>	<u>12,094,867</u>
TOTAL ENTERPRISE FUND		<u>\$ 27,903,820</u>

SECTION 3: TAX RATES. Tax rates are authorized to be levied on each dollar valuation of taxable property as listed for taxes on January 1, 2019 for the purpose of raising revenue from property taxes as set forth in aforementioned estimates of revenue and in order to finance the aforementioned appropriations. Such rates of tax shall be based on an estimated net assessed valuation of property for the purpose of taxation of \$2.38 billion and an estimated current collection rate of ninety-eight percent (98%). The ad valorem tax millage levies set forth herein are subject to reassessment year calculations pursuant to S.C. Code Ann. 12-37-251 (E). The Auditor and Tax Collector of Greenville County are hereby directed to levy and collect taxes in accordance with this Ordinance.

	TAX RATES
General Fund	41.6
Special Revenue Fund	
Charity Hospitalization	2.4
Parks, Recreation, Tourism	4.5
Debt Service Funds	
G. O. Bonds	1.2
Certificate of Participation	0.4
Enterprise Fund	
Solid Waste	<u>1.8</u>
TOTAL	51.9

SECTION 4: LINE ITEM ACCOUNTS ESTABLISHED. All line item accounts as set forth in the FY2020 Budget Proposal, as adjusted and established by the aforementioned appropriation, are herein established and incorporated as if fully set forth and shall be expended, transferred, or supplemented pursuant to the Greenville County Code. The County Administrator is authorized to transfer funds between departments to make necessary changes and adjustments to reflect Council amendments to the proposed budget.

SECTION 5: REVERSION. Upon the expiration of this ordinance all unencumbered balances remaining in the funds listed in Section 1 shall revert to their respective funds.

SECTION 6: ACCOUNTING. All County Offices, Departments, Agencies, Commissions, or Boards funded wholly or in part by County Council shall submit copies of annual operating budgets, financial statements and quarterly reports of revenue and expense to the Finance Department for appropriate evaluation and Council Review.

SECTION 7: SPECIAL REVENUE FUNDS. The fund “Detention Center Inmate Fund” is hereby authorized as a special revenue fund in addition to special funds already restricted or committed to expenditures for specified purposes.

SECTION 8: MUNICIPAL PAVING ASSISTANCE. From the FY2020 road program, a total of \$700,000 shall be designated to assist the seven municipal road improvement programs. The allotment to any municipality shall be capped at 50% of the total amount allocated to municipalities in the County of Greenville Road Improvement Program. Each municipality prior to any future funding from Greenville County Road Improvement funds shall provide official documentation that road improvements have been appropriately made with the funding. The County shall utilize the formula used in FY2001 to determine allocations. The road assistance money set aside for municipalities in this section shall not be made available to any municipality that owes an outstanding balance to Greenville County.

SECTION 9: ROAD PAVING DISTRIBUTION. Road Improvement Funding distribution is based on “percentage of road miles per district” and “worst roads first” as hereafter described. Staff will base initial selections on Overall Condition Index (OCI) data collected every four years. Worst roads first shall be based on a road’s assigned pavement condition (OCI) and verified by a preliminary field assessment. Roads will be selected for improvement from each district using the “worst roads first county-wide” policy, ensuring that roads are paved from each district. No one district shall receive an allocation exceeding 15% of the total funds allocated for road improvements.

SECTION 10: INFRASTRUCTURE BANK. Five percent (5%) of Infrastructure Bank funding from future FILOT transactions, following compliance with the master ordinance, shall be used for economic development purposes.

SECTION 11: USER FEES. The County Administrator is hereby given authority to set user fees designed to cover the costs of programs approved for operation in the fiscal year 2020 budget. Additionally, the County

Administrator is given authority to charge an administrative fee to non-county governed entities to cover the cost of processing charges levied and collected on real property tax notices.


SECTION 12: LEVY AUTHORIZED. A copy of this ordinance shall be furnished to the County Auditor and the Auditor is hereby authorized and directed to levy in the year 2019 on all taxable property in Greenville County a tax as determined in Section 3.


SECTION 13: All ordinances in conflict are hereby repealed.

SECTION 14: This ordinance shall take effect July 1, 2019.


ADOPTED IN REGULAR MEETING THIS 18th Day of June, 2019.

GREENVILLE COUNTY, SOUTH CAROLINA

By: 
Herman G. Kirven, Chairman of County Council
Greenville County, South Carolina

By: 
Joseph M. Kernell, County Administrator
Greenville County, South Carolina

ATTEST:

By: 
Regina McCaskill, Clerk to County Council
Greenville County, South Carolina

Ordinance No. 5105
COUNTY OF GREENVILLE
FISCAL YEAR 2020-2021 BUDGET ORDINANCE

SECTION 1: The following funds are hereby appropriated for the operations of county government for the fiscal year beginning July 1, 2020 and ending June 30, 2021.

SCHEDULE A: GENERAL FUND

Administrative Services		\$ 3,100,972
General Services		15,768,374
Community Development and Planning		23,160,075
Public Safety		29,763,422
Emergency Medical Services		20,995,707
Emergency Management		539,700
Elected & Appointed Offices/Judicial		20,796,270
Elected & Appointed Offices/Fiscal		3,188,070
Elected & Appointed Offices/Law Enforcement		50,933,154
Other Services		16,325,487
Other Financing Uses		8,458,518
TOTAL GENERAL FUND		<u>\$ 193,029,749</u>

SCHEDULE B: SPECIAL REVENUE FUND

State Accommodations Tax			
Expenditures	\$ 1,278,138		\$ 1,278,138
Local Accommodations Tax			
Project Expenditures	\$ 400,000		
Fund Balance Contribution	<u>435,000</u>		835,000
Emergency 911			
Expenditures	\$ 2,755,754		
Other Financing Uses	33,887		
Fund Balance Contribution	<u>407,517</u>		3,197,158
Hospitality Tax			
Expenditures	\$ 440,000		
Other Financing Uses	8,487,184		
Fund Balance Contribution	<u>112,185</u>		9,039,369
Infrastructure Bank			
Economic Development Expenditures	\$ 1,857,343		
Other Financing Uses	<u>11,137,060</u>		12,994,403
Medical Charities			
Expenditures			6,534,610
Parks and Recreation			
Expenditures	\$ 17,380,676		
Other Financing Uses	2,251,984		
Fund Balance Contribution	<u>134,900</u>		19,767,560
Public Safety Interoperable Communications			3,356,510
Road Program			
Road Projects	\$ 12,000,000		
Other Financing Uses	<u>2,800,000</u>		14,800,000
Victim's Rights			
Expenditures			641,164
TOTAL SPECIAL REVENUE FUND			<u>\$ 72,443,912</u>

SCHEDULE C: DEBT SERVICE FUND

General Obligation Bonds		
Principal	\$ 6,230,000	
Interest	1,464,153	
Service Charges	5,000	
Fund Balance Contribution	<u>1,067,042</u>	\$ 8,766,195
Certificates of Participation		
Principal	2,775,000	
Interest	1,025,650	
Service Charges	10,000	
Fund Balance Contribution	<u>512,104</u>	4,322,754
Special Source Revenue Bonds		
Principal	2,303,000	
Interest	188,924	
Service Charges	10,000	
Fund Balance Contribution	<u>97,000</u>	2,598,924
Capital Leases		
Principal	3,553,744	
Interest	212,390	
Fund Balance Contribution	<u>2,000</u>	<u>3,768,134</u>
TOTAL DEBT SERVICE FUND		<u>\$ 19,456,007</u>

SCHEDULE D: CAPITAL PROJECTS FUND

Technological Improvements		\$ 1,916,000
Equipment Projects		8,100,000
Facility/Construction Projects		63,300,000
Parks, Recreation, Tourism Projects		<u>850,000</u>
TOTAL CAPITAL PROJECTS FUND		<u>\$ 74,166,000</u>

SCHEDULE E: INTERNAL SERVICE FUND

Fleet Management		
Expenditures	\$ 7,661,765	
Other Financing Uses	<u>101,661</u>	\$ 7,763,426
Health and Dental Insurance		
Expenditures	32,530,000	
Fund Balance Contribution	<u>961,404</u>	33,491,404
Workers Compensation Insurance		
Expenditures	2,140,000	
Other Financing Uses	500,000	
Fund Balance Contribution	<u>3,569</u>	<u>2,643,569</u>
TOTAL INTERNAL SERVICE FUND		<u>\$ 43,898,399</u>

SCHEDULE F: ENTERPRISE FUND

Solid Waste		
Expenditures	\$ 9,832,907	
Other Financing Uses	557,416	
Fund Balance Contribution	<u>2,014,426</u>	\$ 12,404,749
Stormwater Management		
Expenditures	\$ 11,666,062	
Other Financing Uses	<u>188,799</u>	<u>11,854,861</u>
TOTAL ENTERPRISE FUND		<u>\$ 24,259,610</u>

SECTION 2: Revenues available in FY2021 are estimated according to the following schedules.**SCHEDULE A: GENERAL FUND**

Property Tax		\$ 108,523,507
County Office Revenue		36,476,881
State Shared Taxes		24,491,469
Other Revenue		6,818,888
Other Financing Sources		12,476,750
Fund Balance Usage		<u>4,242,254</u>
TOTAL GENERAL FUND		<u>\$ 193,029,749</u>

SCHEDULE B: SPECIAL REVENUE FUND

State Accommodations Tax	\$ 1,236,361	
Fund Balance Usage	<u>41,777</u>	\$ 1,278,138
Local Accommodations Tax		835,000
Eg11		
User Fees		3,197,158
Hospitality Tax		9,039,369
Infrastructure Bank		
FILOT Revenues	\$ 12,445,943	
Other	75,000	
Fund Balance Usage	<u>473,460</u>	12,994,403
Medical Charities		
Property Tax	\$ 6,231,015	
Intergovernmental	110,500	
Other	140,000	
Fund Balance Usage	<u>53,095</u>	6,534,610
Parks and Recreation		
Property Tax	\$ 11,462,406	
Other	6,595,370	
Other Financing Sources	<u>1,709,784</u>	19,767,560
Public Safety Interoperable Communications		
Fees	3,221,675	
Fund Balance Usage	<u>134,835</u>	3,356,510
Road Program		
Road Maintenance Fees	\$ 9,847,744	
Intergovernmental	2,500,000	
Fund Balance Usage	<u>2,452,256</u>	14,800,000
Victim's Rights		
Intergovernmental Revenue	\$ 568,000	
Fund Balance Usage	<u>73,164</u>	641,164
TOTAL SPECIAL REVENUE FUND		<u>\$ 72,443,912</u>

SCHEDULE C: DEBT SERVICE FUND

General Obligation Bonds		
Property Tax	\$ 3,056,724	
Intergovernmental	5,699,471	
Other	<u>10,000</u>	\$ 8,766,195
Certificates of Participation		
Property Tax	509,454	
Intergovernmental	12,650	
Other Financing Sources	<u>3,800,650</u>	4,322,754

Special Source Revenue Bonds		
Intergovernmental	107,000	
Other Financing Sources	<u>2,491,924</u>	2,598,924
Capital Leases		
Other	2,000	
Other Financing Sources	<u>3,766,134</u>	<u>3,768,134</u>
TOTAL DEBT SERVICE FUND		<u>\$ 19,456,007</u>
 SCHEDULE D: CAPITAL PROJECTS FUND		
Other Financing Sources		\$ 4,166,000
Capital Lease Proceeds		7,000,000
Bond Proceeds		<u>63,000,000</u>
TOTAL CAPITAL PROJECTS FUND		<u>\$ 74,166,000</u>
 SCHEDULE E: INTERNAL SERVICE FUND		
Fleet Management		
Reimbursements	\$ 7,289,636	
Fund Balance Usage	<u>473,790</u>	\$ 7,763,426
Health and Dental		
Premiums	\$ 27,586,137	
Other Financing Sources	<u>5,905,267</u>	33,491,404
Workers Compensation		
Premiums	2,643,569	<u>2,643,569</u>
TOTAL INTERNAL SERVICE FUND		<u>\$ 43,898,399</u>
 SCHEDULE F: ENTERPRISE FUND		
Solid Waste		
Property Tax	\$ 4,585,749	
Solid Waste Tipping Fees	7,100,000	
Other	<u>719,000</u>	12,404,749
Stormwater		
Fees	\$ 8,023,519	
Fund Balance Usage	<u>3,831,342</u>	<u>11,854,861</u>
TOTAL ENTERPRISE FUND		<u>\$ 24,259,610</u>

SECTION 3: TAX RATES. Tax rates are authorized to be levied on each dollar valuation of taxable property as listed for taxes on January 1, 2020 for the purpose of raising revenue from property taxes as set forth in aforementioned estimates of revenue and in order to finance the aforementioned appropriations. Such rates of tax shall be based on an estimated net assessed valuation of property for the purpose of taxation of \$2.45 billion and an estimated current collection rate of ninety-eight percent (98%). The ad valorem tax millage levies set forth herein are subject to reassessment year calculations pursuant to S.C. Code Ann. 12-37-251 (E). The Auditor and Tax Collector of Greenville County are hereby directed to levy and collect taxes in accordance with this Ordinance.

	TAX RATES
General Fund	41.8
Special Revenue Fund	
Charity Hospitalization	2.4
Parks, Recreation, Tourism	4.5
Debt Service Funds	
G. O. Bonds	1.2
Certificate of Participation	0.2
Enterprise Fund	
Solid Waste	<u>1.8</u>
TOTAL	51.9

SECTION 4: LINE ITEM ACCOUNTS ESTABLISHED. All line item accounts as set forth in the FY2021 Budget Proposal, as adjusted and established by the aforementioned appropriation, are herein established and incorporated as if fully set forth and shall be expended, transferred, or supplemented pursuant to the Greenville County Code. The County Administrator is authorized to transfer funds between departments to make necessary changes and adjustments to reflect Council amendments to the proposed budget.

SECTION 5: REVERSION. Upon the expiration of this ordinance all unencumbered balances remaining in the funds listed in Section 1 shall revert to their respective funds.

SECTION 6: ACCOUNTING. All County Offices, Departments, Agencies, Commissions, or Boards funded wholly or in part by County Council shall submit copies of annual operating budgets, financial statements and quarterly reports of revenue and expense to the Finance Department for appropriate evaluation and Council Review.

SECTION 7: SPECIAL REVENUE FUNDS. The fund “Detention Center Inmate Fund” is hereby authorized as a special revenue fund in addition to special funds already restricted or committed to expenditures for specified purposes.

SECTION 8: MUNICIPAL PAVING ASSISTANCE. From the FY2021 road program, a total of \$700,000 shall be designated to assist the seven municipal road improvement programs. The allotment to any municipality shall be capped at 50% of the total amount allocated to municipalities in the County of Greenville Road Improvement Program. Each municipality prior to any future funding from Greenville County Road Improvement funds shall provide official documentation that road improvements have been appropriately made with the funding. The County shall utilize the formula used in FY2001 to determine allocations. The road assistance money set aside for municipalities in this section shall not be made available to any municipality that owes an outstanding balance to Greenville County.

SECTION 9: ROAD PAVING DISTRIBUTION. Road Improvement Funding distribution is based on “percentage of road miles per district” and “worst roads first” as hereafter described. Staff will base initial selections on Overall Condition Index (OCI) data collected every four years. Worst roads first shall be based on a road’s assigned pavement condition (OCI) and verified by a preliminary field assessment. Roads will be selected for improvement from each district using the “worst roads first county-wide” policy, ensuring that roads are paved from each district. No one district shall receive an allocation exceeding 15% of the total funds allocated for road improvements.

SECTION 10: INFRASTRUCTURE BANK. Five percent (5%) of Infrastructure Bank funding from future FILOT transactions, following compliance with the master ordinance, shall be used for economic development purposes.

SECTION 11: USER FEES. The County Administrator is hereby given authority to set user fees designed to cover the costs of programs approved for operation in the fiscal year 2021 budget. Additionally, the County Administrator is given authority to charge an administrative fee to non-county governed entities to cover the cost of processing charges levied and collected on real property tax notices.

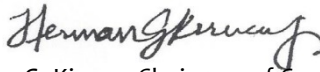
SECTION 12: LEVY AUTHORIZED. A copy of this ordinance shall be furnished to the County Auditor and the Auditor is hereby authorized and directed to levy in the year 2020 on all taxable property in Greenville County a tax as determined in Section 3.


SECTION 13: All ordinances in conflict are hereby repealed.

SECTION 14: This ordinance shall take effect July 1, 2020.


ADOPTED IN REGULAR MEETING THIS 20th Day of August, 2019

GREENVILLE COUNTY, SOUTH CAROLINA

By: 
Herman G. Kirven, Chairman of County Council
Greenville County, South Carolina

By: 
Joseph M. Kernell, County Administrator
Greenville County, South Carolina

ATTEST:

By: 
Reginal McCaskill, Clerk to County Council
Greenville County, South Carolina

COUNTY OF GREENVILLE

GLOSSARY

The following list provides terms commonly referred to in this document. Acronyms that may not be identified within the text are also included.

ACCOUNT GROUPS	Account groups are used to establish accounting control and accountability for the County's general fixed assets and general long-term debt. The following are the County's account groups: <ol style="list-style-type: none"> (1) General Fixed Assets Account Group – This account group is used to account for all fixed assets of the County, other than those accounted for in the proprietary fund. (2) General Long-Term Debt Account Group – This account group is used to account for all long-term obligations of the County, other than those accounted for in the proprietary fund.
ACCRUED	Revenues are recorded (accrued) as earned when measurable if they will be available and they will be received within 60 days of the end of the fiscal year. Salary related expenditures are recorded (accrued) when earned rather than paid.
ADOPTED BUDGET	The financial plan of revenues and expenditures for a fiscal year as approved by the Greenville County Council.
AD VALOREM TAX	A tax levied on all real and certain personal property, tangible and intangible, according to the property's assessed valuation.
AGENCY FUNDS	Assets held by the county as an agent for other tax entities within the county. These funds are custodial in nature and do not involve measurements of results of operation.
AMENDMENT	A change to an adopted budget that has been approved by the Greenville County Council which may increase or decrease a fund total.
AMORTIZATION	The gradual elimination of a liability in regular payments over a specified period of time.
APPROPRIATION	A legal authorization granted by a legislative body to make expenditures and to incur obligations for specific purposes. An appropriation is usually limited in amount and as to the time when it may be expended.
ASSESSED VALUATION	The Real Property Services Appraiser's estimation of the Fair Market Value of real estate or other property. This valuation is used to determine taxes levied upon the property.
BALANCED BUDGET	A budget in which the estimated revenues equal the estimated expenditures.

BASIS OF BUDGETING	Refers to the conventions for recognition of costs and revenues in budget development and in establishing and reporting appropriations, which are the legal authority to spend or to collect revenues.
BOND	A written promise to pay a specified sum of money (called the face value or principal amount) at a specified date together with periodic interest at a specified rate.
BUDGET	A financial plan for a definite period of time based on estimates of expenditures during the period and estimated sources for financing them.
BUDGET AUTHORITY	Authority provided by law to enter into obligations that will result in immediate or future outlay of government funds. The basic forms of budget authority are appropriations, borrowing authority and contract authority.
BUDGET CALENDAR	The schedule of key dates involved in the process of adopting and executing an adopted budget.
BUDGET DOCUMENT	The official written statement of the biennium fiscal year financial plan for the County as presented by the County Administrator.
BUDGET MESSAGE	A written statement presented by the County Administrator to explain principal budget issues and to provide recommendations to the Greenville County Council.
BUDGET YEAR	The fiscal year for which the budget is being considered: the fiscal year or years following the current year.
CAPITAL	Capital can refer to physical such as plant property or equipment or to financial resources required to acquire physical resources.
CAPTIAL BUDGET	That part of the Capital Improvement plan involving capital expenditures or borrowing for the period covered by the operating budget.
CAPITAL IMPROVEMENT PLAN (CIP)	A planned schedule of major capital improvements. Capital improvements are defined as a project involving property acquisition, construction, and/or expansion of permanent physical facilities, and the purchase and/or replacement of major pieces of equipment.
CAPITAL LEASES	Leases for assets which the government is buying or is leasing for all of their useful lives. The county utilizes capital leases for the purchase of vehicles.
CAPITAL PROJECT FUNDS	Capital project funds are used to account for financial resources to be used for the acquisition or construction of major capital facilities (other than those financed by proprietary funds).
CAPITAL OUTLAY	Expenditures which result in the replacement of or an addition to fixed assets. These expenditures must be over \$5,000.
COMPENSATED ABSENCES	Annual leave vested with employees up to the maximum allowed is treated as an expenditure in the period earned rather than in the period the benefit is paid.

CONTINGENCY FUNDS	Monies set aside, consistent with financial policies, which subsequently can be appropriated to meet unexpected needs.
CONTRACTUAL	Category of costs which are paid under a formal agreement with third parties.
CPI	Consumer Price Index. The measure of average change in prices over time in a fixed market basket of goods and services.
DEBT	A government credit obligation.
DEBT SERVICE FUNDS	Debt service funds are used to account for the accumulation of resources for, and the payment of, general long-term debt principal, interest and related costs.
DEFICIT	The excess of expenditures over revenues.
DEPARTMENT	An organizational unit of the County responsible for carrying out a major governmental function.
DEPRECIATION	(1) Expiration in the service life of fixed assets attributable to wear and tear, deterioration, action of the physical elements, inadequacy or obsolescence. (2) The portion of the cost of a fixed asset which is charged as an expense during a particular period. In accounting, the cost of an asset, less any salvage value, is pro-rated over the estimated service life of such an asset, and each period charged with a portion of such cost. Through this process, the entire cost of the asset is ultimately charged off as an expense.
DIVISION	A major unit of organization which groups departments into classes by the service they provide.
EFFECTIVENESS	Results (including quality) of the program.
EFFICIENCY	Cost (whether in dollars or employee hours) per unit of output.
EMPLOYEE BENEFITS	These include social security, retirement, group health, dental and life insurance.
EMS	Emergency Medical Services. EMS is responsible for the health, welfare and safety of the citizens of and visitors to Greenville County from the effects of natural, technological, and manmade disasters.
ENCUMBRANCE	A financial commitment related to an unperformed contract for goods or services.
ENTERPRISE FUND	The fund established to account for operations that are financed and operated in a manner similar to private business enterprises. The intent of the governing body is that the costs of providing goods and services to the general public, on a continuing basis, are financed or recovered primarily through user fees/charges; and for which preparation of an income statement is desirable.

ESTIMATED REVENUES	Projections of funds to be received during the fiscal year and legally budgeted for a given fund for a given budget period.
EXPENDITURE	The incurring of an actual liability as the cost of goods delivered or services rendered including operating expenses, capital outlays and debt service pursuant to the authority granted in an appropriation ordinance.
FEES	A charge by government associated with providing a service, permitting an activity, or imposing a fine or penalty.
FIDUCIARY FUNDS	The County's only fiduciary fund type is its Agency Fund. Agency funds are used to account for assets held by the County as an agent for individuals, private organizations, other governments and/or other funds. Agency funds are custodial in nature and do not involve measurements of results of operations.
FINANCIAL POLICIES	The County government's policies with respect to taxes, spending and debt management as these relate to government services, programs, and capital investment.
FISCAL YEAR (FY)	An accounting period of 12 successive calendar months to which the annual budget applies. The County's fiscal year begins July 1 and ends June 30.
FIXED ASSETS	Assets of long-term character with value of \$5,000 or more which are intended to be held or used for an extended period of time, such as land, buildings, machinery, and equipment.
FRANCHISE FEES	Fees levied on a business corporation in return for granting a privilege sanctioning a monopoly, or permitting the use of public property, usually subject to regulation.
FULL TIME EQUIVALENT (FTE)	The calculation of the number of employees required to complete the tasks scheduled within each department. This is calculated by dividing the total number of scheduled hours by the normal hours scheduled for one employee.
FUND	A fiscal and accounting entity with a self-balancing set of accounts recording cash and other financial resources, together with all related liabilities and residual equities or balances, and changes therein. Funds are segregated for the purpose of carrying on specific activities or attaining certain objectives in accordance with special regulations, restrictions, or limitations.
FUND ACCOUNTING	The accounts of the County are organized on the basis of funds or account groups, each of which is considered a separate accounting entity. The operations of each fund are accounted for with a separate set of self-balancing accounts that comprise its assets, liabilities, fund balance, revenues and expenditures. The various funds are summarized by type in the financial statements. The following fund types and account groups are used by the County: governmental funds, proprietary funds, and fiduciary funds.
FUND BALANCE	Fund equity for governmental funds and trust funds which reflects the accumulated excess of revenues and other financing sources over expenditures and other uses for governmental functions.

GAAP	(Generally Accepted Accounting Principles) Accounting rules and procedures established by authoritative bodies or conventions that have evolved through custom and common usage.
GASB	(Governmental Accounting Standards Board) The highest source of accounting and financial reporting guidance for state and local governments.
GENERAL FUND	The general fund is the general operating fund of the County. It is used to account for all financial resources except those required to be accounted for in another fund.
GENERAL OBLIGATION BONDS (GO)	Bonds payable from ad valorem taxes upon all the property assessable by the issuing municipality and from other general revenues.
GFOA	(Government Finance Officers Association) The professional association of state and local finance officers in the United States who are dedicated to the sound management of government financial resources.
GIS	Geographic Information System
GOAL	The long-term financial and programmatic public policy outcomes or results that the County expects from the efforts of departments.
GOVERNMENTAL FUNDS	Governmental funds are used to account for the County's expendable financial resources and related liabilities (except those accounted for in proprietary funds). The measurement focus is upon determination of changes in financial position. The following are the County's governmental fund types; general fund, special revenue fund, debt service fund, capital project fund.
GRANTS	A financial contribution by Federal or State governmental units. Grants may be for specific purposes, for a category, or a block of related users.
INFRASTRUCTURE	Long-lived assets that normally are stationary in nature and can be preserved a significantly greater number of years than most capital assets. Examples include roads, bridges, tunnels, and drainage systems.
INDIRECT COST	Costs associated with, but not directly attributable to, the providing of a product or service. These are usually costs incurred by service departments in support of operating departments.
INTERFUND	Budgeted amounts transferred from one governmental accounting fund to another for work or service provided.
INTERGOVERNMENTAL REVENUE	Revenue received from another government unit for a specific purpose.
INTERNAL SERVICE FUND	Internal service funds are proprietary funds and are used to account for goods services provided by one department or agency to other departments or agencies of the County, or to other governmental units, on a cost-reimbursement basis.
IT	Information Technology

LEVY	To impose taxes, special assessments, or service charges. Also, another term used for millage rate.
LONG-TERM DEBT	Debt with a maturity of more than one year after the date of issuance.
MILLAGE RATE	The amount of tax stated in terms of a unit of the tax base; for example, each mill generates \$1 for every \$1,000 of assessed valuation of taxable property.
MISSION	A broad statement of purpose that is derived from organizational and/or community values and goals.
MODIFIED ACCRUAL BASIS OF ACCOUNTING	A basis of accounting for governmental funds in which revenues are recognized when they become measurable and available as net current assets, and expenditures are recognized when the related fund liability is incurred.
MULTIYEAR BUDGET PLANNING	A budget process designed to make sure that the long-range consequences of budget decisions are identified and reflected in the budget totals.
NET ASSETS	Investment in capital assets, net of related debt. All assets and all liabilities are included. Considered a measure of expendable available financial resources.
NON-OPERATING EXPENDITURES	Expenditures of a type that do not represent direct operating costs to the fund and includes transfers out and reserves for contingency.
OBJECTIVE	Specific, measurable statements that support a particular goal, reflecting the amount of change expected as a result of the Key Action Steps and other program strategies.
OPERATING	Category of costs for the day-to-day functions of a department or unit of organization.
OPERATING BUDGET	A comprehensive plan, expressed in financial terms, by which an operating program is funded for a single fiscal year.
OPERATING TRANSFERS	Legally authorized transfers from a fund receiving revenue to the fund through which the resources are to be expended.
PRIOR YEAR	The year immediately preceding the current year.
PROPERTY TAX	Taxes computed as a percentage of the value of real or personal property expressed in mills.
PROPOSED BUDGET	The recommended County budget submitted by the County Administrator to the County Council for adoption.
PROPRIETARY FUNDS	Proprietary funds are used to account for activities that are similar to those often found in the private sector. The measurement focus is upon determination of net income. The County has two proprietary fund types: internal service fund and enterprise fund.
REAL PROPERTY	Land and buildings and/or other structures attached to it that are taxable under state law.

RESERVE	An account used to indicate that a portion of a fund's balance is legally restricted for a specific purpose and is, therefore, not available for general appropriation.
REVENUE	The yield of receipts of receivables that a governmental unit receives into the treasury for public use.
REVENUE BONDS	Bonds financed by a dedicated revenue source. The county uses revenue Bonds for infrastructure purposes and Fee-in lieu of taxes are used for financing.
REVENUE FORECASTING	The utilization of various approaches used by governments to determine the levels of revenue available for use in future years.
SALARIES	Gross earnings of all authorized positions.
SPECIAL REVENUE BONDS	Bonds that are not considered general obligations of the government, but are to be repaid through specific government resources.
SPECIALREVENUE FUND	Special revenue funds are used to account for the proceeds of specific sources (other than major capital projects) that are legally restricted to Specified purposes. The following activities are accounted for in the special revenue funds: federal revenue sharing, community development, charity hospitalization and other federal and state grants.
TAX YEAR	The calendar year in which ad valorem property taxes are levied to finance the ensuing fiscal year budget.
UNENCUMBERED BALANCE	The amount of an appropriation that is neither expended or encumbered.
USER FEE	Charges for specific services rendered only to those paying such charges as, for example, landfill services charges.

COUNTY OF GREENVILLE ACRONYMS

AAA	Bond Rating
AARP	American Association of Retired Persons
ACH	Automated Clearing House
ALS	Advanced Life Support
ABMDI	American Board of MedicoLegal Death Investigators
AFIS	Automated Fingerprint Identification System
APWA	American Public Works Association
ASE	Automotive Service Excellence
CAAS	Certification of American Ambulance Systems
CAD	Computer Aided Dispatch
CAFR	Comprehensive Annual Financial Report
CALEA	Commission for Accreditation of Law Enforcement Agencies
CAMA	Computer Assisted Mass Appraisal
CAPRA	Commission for Accreditation for Park and Recreation Agencies
CDV	Criminal Domestic Violence
CIP	Capital Improvement Program
CODIS	Combined DNA Index System
CPI	Consumer Price Index
COPs	Certificates of Participation
DHEC	Department of Health and Environmental Control
DSS	Department of Social Services
DUI	Driving Under the Influence
EEO	Equal Employment Opportunity
EMS	Emergency Medical Services

EPA	Environmental Protection Agency
EQIP	Environmental Quality Incentives Program
ERP	Enterprise Resource Planning
FBI	Federal Bureau of Investigation
FCC	Federal Communications Commission
FEMA	Federal Emergency Management
FILOT	Fee-in-Lieu-of Taxes
FIRM	Flood Insurance Rate Maps
FTE	Full-Time Equivalent
GAAP	Generally Accepted Accounting Principles
GADC	Greenville Area Development Corporation
GASB	Governmental Accounting Standards Board
GCEDC	Greenville County Economic Development Corporation
GFOA	Government Finance Officers Association
GIS	Geographic Information System
GOB	General Obligation Bond
GPATS	Greenville/Pickens Area Transportation Study
GSP	Greenville-Spartanburg Airport
GTA	Greenville Transit Authority
HIPAA	Health Insurance Portability and Accountability Act
IRS	Internal Revenue Service
IT	Information Technology
KOP	Keep on Person Program
LDD	Land Development Division
LEC	Law Enforcement Center
LID	Low Impact Development (“Green Infrastructure”)
MSW	Municipal Solid Waste Stream

NCIC	National Crime Information Center
NIST	National Institute of Standards and Technology
NPDES	National Pollutant Discharge Elimination System
OCI	Overall Condition Index
OCRI	Official County Road Inventory
OCRI-D	Official County Road Inventory by District
OSHA	Occupational Safety and Health Administration
PCMS	Prosecution Case Management System
PDF	Portable Document
PREA	Prison Rate Elimination Act
PSA	Public Service Announcement
PSAP	Public Safety Answering Point
PTI	Pre-Trial Intervention
ROD	Register of Deeds
SAN	Storage Area Network
SCDMV	South Carolina Department of Motor Vehicles
SLED	South Carolina Law Enforcement Division
SSRBs	Special Source Revenue Bonds
STR	Short Tandem Repeat (Part of DNA Analysis Process)
TMDL	Total Maximum Daily Load