

POPULAR ANNUAL FINANCIAL REPORT for  
THE COUNTY of GREENVILLE, SOUTH CAROLINA



Fiscal year ended June 30, 2025



**The County’s post-Hurricane Helene recovery efforts** focused on collection of unprecedented amounts of debris. Historic amounts of downed trees in all geographic areas of the County created a once-in-a-lifetime challenge, but after six months of intensive work, the County collected **1,126,000 cubic yards of debris** that was mulched and repurposed.

**Letter to the citizens of the  
County of Greenville ..... 4**

**Greenville County  
Government..... 6**

**About Greenville County..... 8**

**Summary of Financial  
Information.....10**

**Functions of Government..... 12**

# Letter to the Citizens


Dear Citizens,

At Greenville County we are honored to be “...at your service.” Our mission is to provide quality public service to all citizens of the County. Proper budgeting and financial management allows Greenville County to achieve and exceed this goal while being good stewards of taxpayer dollars.

Greenville County government takes great pride in our transparency and accountability. That is why I am pleased to present the Popular Annual Financial Report (PAFR). The purpose of the PAFR is to share our financial story with citizens in an easy-to-read format.

The County also prepares a Annual Comprehensive Financial Report (ACFR) which provides greater detail of the County’s finances. We invite you to visit our website [www.greenvillecounty.org](http://www.greenvillecounty.org) to view the ACFR, Operating and Capital Budget and other financial information provided to citizens of Greenville County.

Greenville County continues to meet the highest standards of financial reporting and I am honored to share this information with you – the citizens we proudly serve.



Sincerely,

A handwritten signature in black ink, appearing to read 'Joe Kernell'.

Joseph Kernell  
Greenville County Administrator

## Interesting Fact:

*Greenville County Planning completed and presented an Open Space Plan that creates a path forward to balance growth with preservation. This plan reflects extensive public engagement, including workshops, webinars, and steering committee input, to ensure it aligns with community values.*

Working in collaboration with the **Greenville County School District** and the **Greenville Chamber of Commerce**, the County participates in the **LaunchGVL internship program**. Students get hands-on professional experiences exposing them to potential careers in local government by working with Public Works, Animal Care, Solid Waste, Information Systems, and Property Management.



# Greenville County Government

Greenville County provides a full range of government services, including law enforcement, judicial system, health services, social services, emergency medical transport, infrastructure construction and maintenance, animal control, comprehensive planning, and more.

The County is committed to open, accountable government, and provides information at the highest possible level of transparency. The County’s award-winning website now features easily accessible, front page “Financial Online Accountability” and “Find Your Representative” tools that enable citizens to find the most up-to-date information on who their elected leaders are and what they are doing.

To further provide citizens with accessible and convenient means of communication, Greenville County provides up-to-date information and opportunity for an open community forum through various social media platforms. Messages shared through County social media platforms are able to reach more than 96,000 community members each day.



@Greenville County, SC



@GvlCounty



@GreenvilleCounty



@GreenvilleCountySC

[www.GreenvilleCounty.org](http://www.GreenvilleCounty.org)

<b>Animal Control</b> (864) 467-7595	<b>Homestead Exemption</b> (864) 467-7300	<b>Permits</b> (864) 467-7060	<b>Redevelopment Authority</b> (864) 242-9801
<b>Business Registration</b> (864) 467-7300	<b>Hospitality Tax Payments</b> (864) 467-7567	<b>Planning &amp; Code Enforcement</b> (864) 467-7090	<b>Register of Deeds</b> (864) 467-7240
<b>Clerk of Court</b> (864) 467-8551	<b>Human Relations</b> (864) 467-7095	<b>Probate Court</b> (864) 467-7170	<b>Sheriff</b> (864) 467-5100
<b>Detention Center</b> (864) 467-2330	<b>Legal Residence Est.</b> (864) 467-7300	<b>Procurement</b> (864) 467-7200	<b>Recycling</b> (864) 243-9672
<b>Economic Development</b> (864) 235-2008	<b>Mobile Home Permits</b> (864) 467-7300	<b>Property Tax Payments</b> (864) 467-7050	<b>Veteran’s Affairs</b> (864) 467-7230
<b>EMS</b> (864) 467-7005	<b>Parks, Recreation &amp; Tourism</b> (864) 288-6470	<b>Real Property Values</b> (864) 467-7300	<b>Voter Registration</b> (864) 467-7250
<b>Engineering</b> (864) 467-7016			

## Greenville County Council

*The 12-member, single district, Greenville County Council is the legislative and policy making body for the government. They appoint the county administrator, who is responsible for executing day-to-day operations.*

**(864) 467-7115**



**Tails & Trails 5K** at County Rec’s Conestee Park is **Greenville County Animal Care’s** annual furry-friend fundraiser. The outstanding support from the community allows the shelter to continue free spay/neuter clinics, reduced price adoptions, foster programs, free food pantry, vaccine clinics, and more life-saving animal enrichment programs.

# About Greenville County

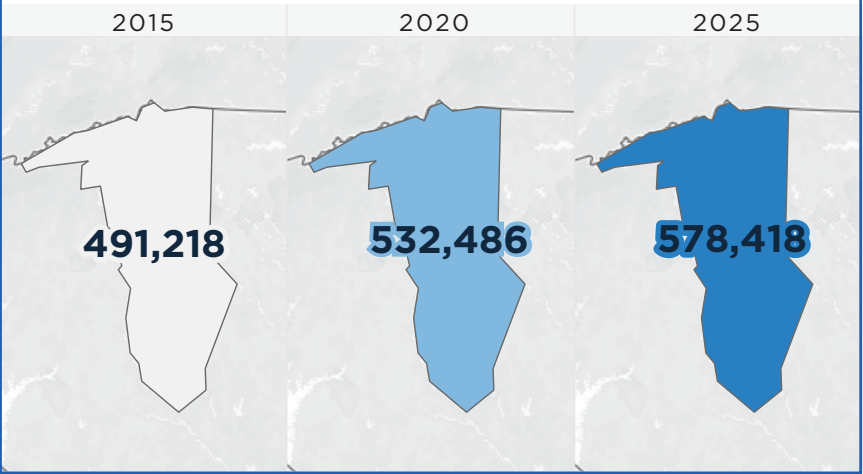
Greenville County, South Carolina is the state’s most populous and economically dynamic county, known for its blend of business strength, natural beauty, and Southern charm. The County features a growing economy boosted by 660 national and international manufacturers, 43 Fortune 500 companies, and a strong entrepreneurial spirit fostering small business and start-ups that help create a diverse workforce with a state-low unemployment rate of 4.4%. Anchored by the award winning, nationally recognized urban hub Downtown Greenville, the County also features numerous communities rich with character and tradition, all surrounded by the incredible scenic beauty of the rolling foothills of the Blue Ridge Mountains. The County has a low cost of living, mild climate, outstanding health care options, award winning schools and universities, easy access via land or air, and a diverse population that enjoys an unrivaled quality of life.



The Greenville Area Development Corporation (GADC) is dedicated to the growth and prosperity of Greenville County, South Carolina. Since its founding by Greenville County Council in 2001, the GADC has helped to create 37,400 new jobs and more than \$8.3 billion in capital investment in Greenville County. In 2024 alone, GADC led efforts created 1,336 jobs and \$885 million in investment.

## Facts and Figures

### Greenville County | TOTAL POPULATION

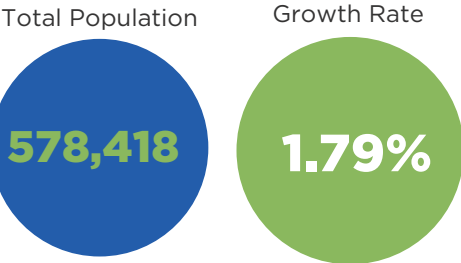


### POPULATION GROWTH

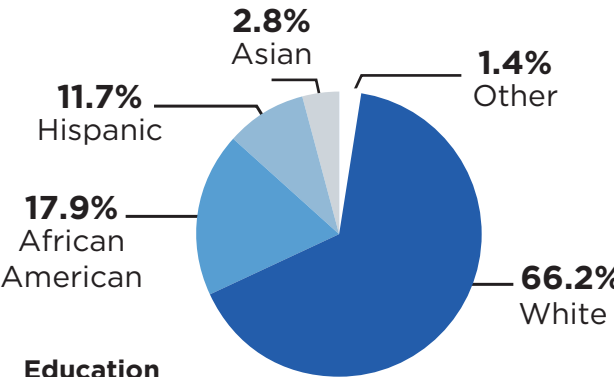
2017	1.6%
2018	1.6%
2019	1.8%
2020	0.4%
2021	1.4%
2022	2.5%
2023	1.9%
2024	1.8%

Population estimates for the two most recent years are based on historical data. Other years' are revised estimates provided by the U.S Department of Commerce, Bureau of Economic Analysis.

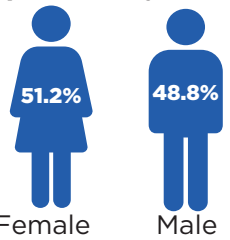
### 2024-2025



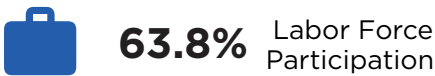

### Population by Race & Origin



### Population by Gender



### Education



### Employment by Industry



Retail Trade  
**31,540**



Manufacturing  
**30,568**



Accommodation & Food Services  
**28,150**



Administrative and Support and Waste Management and Remediation Services  
**27,889**



2025 | Greenville County  
**Housing Units**  
**248,026**



2025 | Greenville County  
**Median Home Value**  
**\$326,100**



**Owner Occupied Housing**  
**68.9%**



**Median Gross Rent**  
**\$1,295**

# Summary of Financial Information

The County’s Annual Comprehensive Financial Report (ACFR) is presented in accordance with generally accepted accounting principles (GAAP). The presentation of this report differs from GAAP because the data presented is only for the primary government which includes all Greenville County governmental functions. The Greenville County Redevelopment Authority, the Greenville Area Development Corporation and the Greenville County Library System are excluded.

Governmental activities of Greenville County include the general government, public safety, highways and streets, economic development, judicial services, health and welfare, and culture and recreation. Governmental activities generally are financed through taxes and intergovernmental revenues.

Business-type activities include solid waste disposal, storm water quality and control, and the parking facility. These activities are intended to recover all or a significant portion of their costs through user fees and charges.

## Balance Sheet

More formally referred to as the Statement of Net Position, the balance sheet reflects Greenville County’s strong financial position. The consumption or acquisition of net assets that applies to a future reporting period are called deferred outflows of resources and deferred inflows of resources, respectively.

	Governmental Activities		Business-type Activities	
ASSETS	2025	2024	2025	2024
Current and other assets	\$ 186,843,731	\$ 204,720,653	\$ 8,101,506	\$ 16,674,475
Capital assets	\$ 804,602,201	\$ 793,548,738	\$ 30,307,253	26,630,714
Deferred outflows – unamortized amount on refundings	2,371,228	2,980,259	-	-
Deferred outflows - pensions	71,391,275	90,680,953	1,805,020	2,412,986
Deferred outflows – OPEB	18,254,223	17,736,818	-	-
<b>Total assets and deferred outflows of resources</b>	<b>1,083,462,658</b>	<b>1,109,667,421</b>	<b>40,213,779</b>	<b>45,718,175</b>
LIABILITIES				
Long-term liabilities	621,826,504	594,239,793	23,179,469	21,724,306
Other liabilities	49,941,775	110,195,415	879,925	1,727,103
Deferred inflows - pensions	42,588,633	46,047,549	1,005,158	1,204,606
Deferred inflows - OPEB	17,877,392	20,260,904	-	-
Deferred inflows - lease receipts	3,593,905	731,587	-	-
<b>Total liabilities and deferred inflows of resources</b>	<b>735,828,209</b>	<b>771,475,248</b>	<b>25,064,552</b>	<b>24,656,015</b>
<b>Total net position</b>	<b>\$ 347,634,449</b>	<b>\$ 338,192,173</b>	<b>\$ 15,149,227</b>	<b>\$ 21,062,160</b>

## Explanations of Major Fluctuations

The increase in net position for governmental activities is mainly due to revenue increases in the property tax and charges for services categories. These changes were due to growth in the county and an increase in emergency medical service fees, respectively. The decrease in business-type activities net position is primarily due to a decrease in cash resulting from expenditures related to the opening of a new waste cell at the county landfill.



**Greenville County EMS’s** commitment to world-class cardiac care, and status as an **International Academy of Medical Dispatch Accredited Center of Excellence** was acknowledged as the State of South Carolina declared GCEMS as the “**Large System of the Year.**”

# Functions of Government

## Income Statement

The County’s income statement, referred to as the Statement of Activities, reports all financial activity during the fiscal year.

	Last Five Fiscal Years				
	2021	2022	2023	2024	2025
EXPENSES					
Governmental Activities					
Administrative Services	40,490,550	43,210,077	75,015,511	49,809,252	73,758,389
General Services	121,315,502	46,040,670	59,049,470	28,291,058	24,419,992
Emergency Medical Services	14,122,784	27,110,083	30,503,704	32,804,239	34,197,315
Community Development & Planning	47,243,420	59,412,279	53,994,581	56,035,115	65,368,332
Parks, Recreation & Tourism	17,073,829	18,134,456	19,599,931	18,953,214	20,678,068
Public Safety	56,967,305	62,061,369	66,466,772	80,809,784	79,176,876
Judicial Services	30,490,630	30,832,415	33,531,782	36,265,432	38,202,177
Fiscal Services	3,302,053	3,536,089	3,894,491	3,975,265	4,148,674
Law Enforcement Services	65,933,303	73,635,146	88,184,759	87,229,622	138,759,719
Boards, Commissions & Others	15,529,237	18,886,383	18,673,892	17,340,898	18,662,604
Interest and Fiscal Charges	4,736,517	7,521,601	6,696,840	10,174,854	10,312,436
Total Governmental Activities	417,205,130	390,380,568	455,611,733	421,688,733	507,684,582
Business-Type Activities					
Solid Waste	15,545,530	11,520,420	21,676,818	15,142,232	22,166,676
Stormwater	7,378,141	6,432,191	7,652,304	9,661,681	7,781,469
Parking Garage	52,243	96,162	60,515	50,615	95,199
Total Business-Type Activities	22,975,914	18,048,773	29,389,637	24,854,528	30,043,344
Total Primary Government Expenses	440,181,044	408,429,341	485,001,370	446,543,261	537,727,926
PROGRAM REVENUES					
Governmental Activities					
General Government	7,124,192	7,573,809	7,406,735	6,916,320	6,060,536
Other Activities	60,646,317	57,587,404	56,754,319	68,580,560	72,339,757
Operating Grants & Contributions	110,906,099	84,436,501	76,563,129	38,297,741	57,722,239
Capital Grants & Contributions	13,750,575	16,346,859	12,235,511	15,146,037	31,901,877
Total Govt. Activities Program Revenues	192,427,183	165,944,573	152,959,694	128,940,658	168,024,409
Business-Type Activities					
Solid Waste	7,095,203	6,826,225	8,153,120	8,566,387	10,210,877
Stormwater	8,242,901	8,185,016	8,185,588	8,213,180	8,375,289
Parking Garage	-	659	15,445	14,712	30,834
Total Business-Type Activities Program Revenues	15,338,104	15,011,900	16,354,153	16,794,279	18,617,000
Total Primary Govt. Program Revenues	207,765,287	180,956,473	169,313,847	145,734,937	186,641,409
NET (EXPENSE)/REVENUE					
Governmental Activities	(224,777,947)	(224,435,995)	(302,652,039)	(292,748,075)	(339,660,173)
Business-Type Activities	(7,637,810)	(3,036,873)	(13,035,484)	(8,060,249)	(11,426,344)
Total Primary Govt. Net Expenses	(232,415,757)	(227,472,868)	(315,687,523)	(300,808,324)	(351,086,517)

## Continued from page 10: Explanations of Major Fluctuations

Governmental activities expenses increased due to annual increases in law enforcement salaries. Program revenues increased due to the receipt of FEMA funds for Hurricane Helene, increases in EMS rates and increased property tax collections resulting from area growth. Business-type expenses increased due to the opening of a new landfill waste cell. Landfill revenues increased due to hurricane debris cleanup efforts and higher rates.

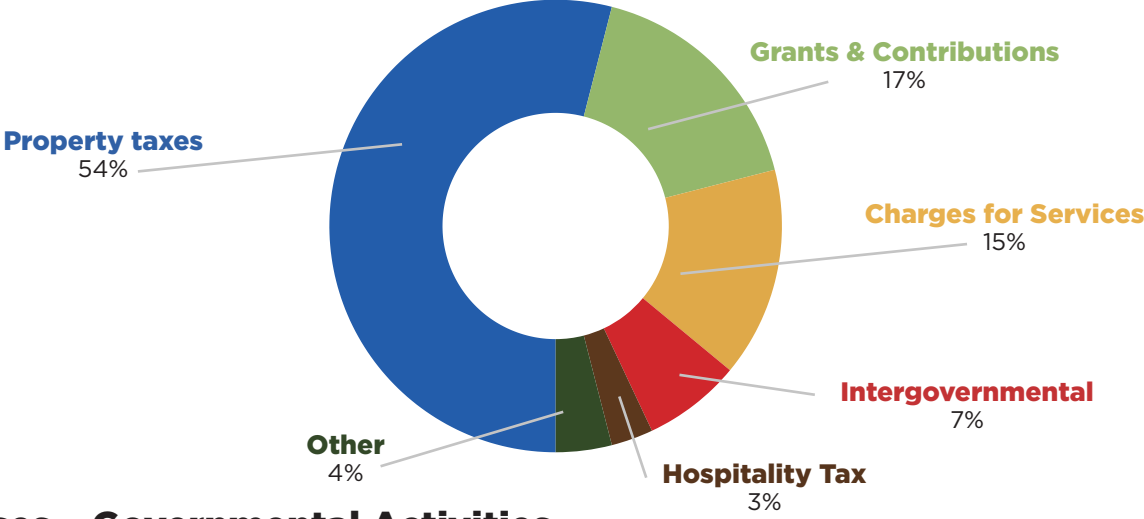


**Greenville County Emergency Management** effectively led collaboration, response and recovery of two major natural disasters within a five month span. While still working intensely on recovery from **Hurricane Helene**, the team was called into action to support efforts to maintain a forest fire that impacted several counties.

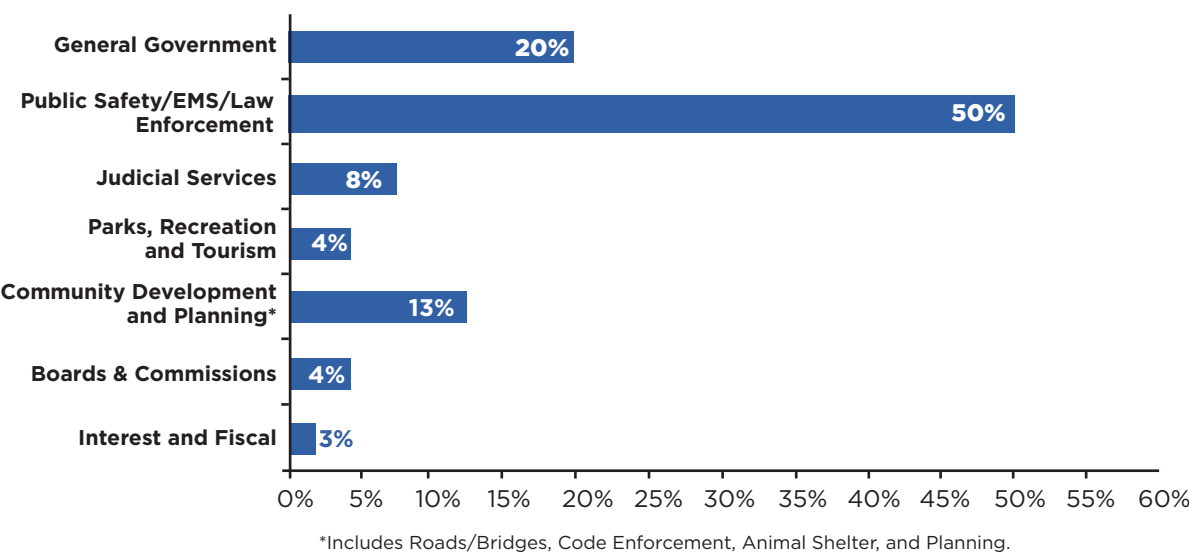
# Functions of Government

continued

## Revenue Sources – Governmental Activities



## Expenses – Governmental Activities



## AAA Bond Rated

For the twenty-fifth consecutive year, Greenville County has had its prestigious AAA bond rating reaffirmed by all three rating agencies. The ratings confirm that the County’s bonds are of the highest credit quality, provide financial security and translate into substantial savings for tax payers.

## Public Safety

The Greenville County Detention Center practices humane, safe, legally compliant, secure, and sanitary detention and incarceration. Detention personnel are professional and citizen-friendly. Staff benefits from career development while participating in continued education and training.



Greenville County’s **Litter Ends Here** program now picks up more than **600,000 pounds of roadside trash** per year, and since its inception in 2017 has removed 1,960 tons of trash.





## **Financial Operations Division**

*301 University Ridge, N-2400  
Greenville, South Carolina 29601  
Phone: (864) 467-7020*