

**POPULAR ANNUAL FINANCIAL REPORT for  
THE COUNTY of GREENVILLE, SOUTH CAROLINA**



**Fiscal year ended June 30, 2024**



The Upstates' largest pickleball complex is **County Rec's** newly completed facility at **East Riverside Park**. With 18 perfect pickleball-only courts, the site hosts the bi-annual County SMASH tournament which features more than 1,000 athletes from across the Southeast who compete for pickleball glory.

**Letter to the citizens of the  
County of Greenville ..... 4**

**Greenville County  
Government..... 6**

**About Greenville County..... 8**

**Summary of Financial  
Information.....10**

**Functions of Government..... 12**

# Letter to the Citizens


Dear Citizens,

At Greenville County we are honored to be “...at your service.” Our mission is to provide quality public service to all citizens of the County. Proper budgeting and financial management allows Greenville County to achieve and exceed this goal while being good stewards of taxpayer dollars.

Greenville County government takes great pride in our transparency and accountability. That is why I am pleased to present the Popular Annual Financial Report (PAFR). The purpose of the PAFR is to share our financial story with citizens in an easy-to-read format.

The County also prepares a Annual Comprehensive Financial Report (ACFR) which provides greater detail of the County’s finances. We invite you to visit our website [www.greenvillecounty.org](http://www.greenvillecounty.org) to view the ACFR, Operating and Capital Budget and other financial information provided to citizens of Greenville County.

Greenville County continues to meet the highest standards of financial reporting and I am honored to share this information with you – the citizens we proudly serve.



Sincerely,

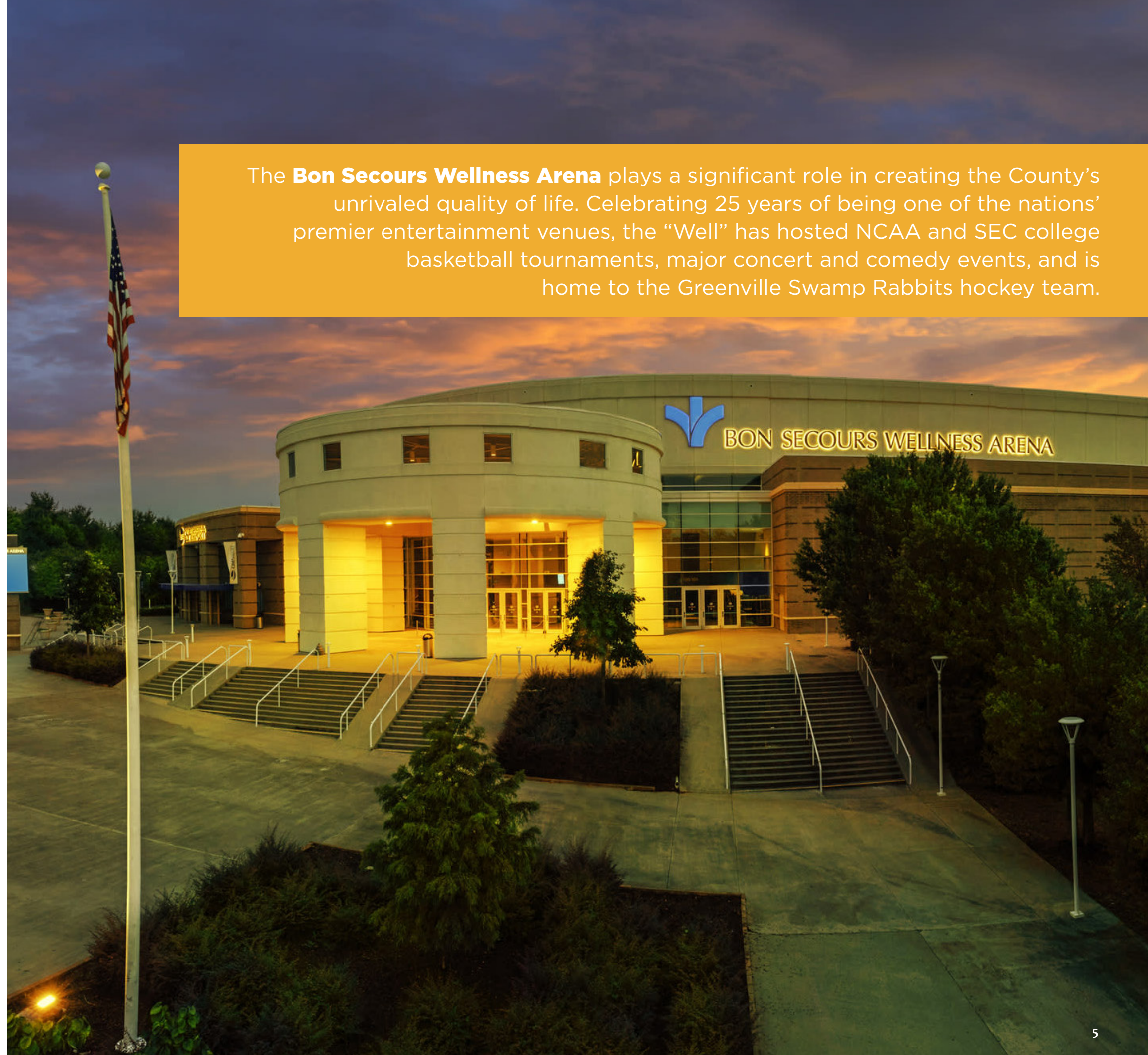
A handwritten signature in black ink, appearing to read 'Joseph Kernell'. The signature is fluid and cursive, written over a white background.

Joseph Kernell  
Greenville County Administrator

## Interesting Fact:

*Greenville County’s Litter Ends Here program now picks up more than 600,000 pounds of roadside trash per year, and since its inception in 2017 has removed 1,503 tons of trash.*

The **Bon Secours Wellness Arena** plays a significant role in creating the County’s unrivaled quality of life. Celebrating 25 years of being one of the nations’ premier entertainment venues, the “Well” has hosted NCAA and SEC college basketball tournaments, major concert and comedy events, and is home to the Greenville Swamp Rabbits hockey team.



# Greenville County Government

Greenville County provides a full range of government services, including law enforcement, judicial system, health services, social services, emergency medical transport, infrastructure construction and maintenance, animal control, comprehensive planning, and more.

The County is committed to open, accountable government, and provides information at the highest possible level of transparency. The County's award-winning website now features easily accessible, front page "Financial Online Accountability" and "Find Your Representative" tools that enable citizens to find the most up-to-date information on who their elected leaders are and what they are doing.

To further provide citizens with accessible and convenient means of communication, Greenville County provides up-to-date information and opportunity for an open community forum through various social media platforms. Messages shared through County social media platforms are able to reach more than 96,000 community members each day.



@Greenville County, SC



@GvlCounty



@GreenvilleCounty



@GreenvilleCountySC

[www.GreenvilleCounty.org](http://www.GreenvilleCounty.org)

**Animal Control**  
(864) 467-7595

**Business Registration**  
(864) 467-7300

**Clerk of Court**  
(864) 467-8551

**Detention Center**  
(864) 467-2330

**Economic Development**  
(864) 235-2008

**EMS**  
(864) 467-7005

**Engineering**  
(864) 467-7016

**Homestead Exemption**  
(864) 467-7300

**Hospitality Tax Payments**  
(864) 467-7567

**Human Relations**  
(864) 467-7095

**Legal Residence Est.**  
(864) 467-7300

**Mobile Home Permits**  
(864) 467-7300

**Parks, Recreation & Tourism**  
(864) 288-6470

**Permits**  
(864) 467-7060

**Planning & Code Enforcement**  
(864) 467-7090

**Probate Court**  
(864) 467-7170

**Procurement**  
(864) 467-7200

**Property Tax Payments**  
(864) 467-7050

**Real Property Values**  
(864) 467-7300

**Redevelopment Authority**  
(864) 242-9801

**Register of Deeds**  
(864) 467-7240

**Sheriff**  
(864) 467-5100

**Recycling**  
(864) 243-9672

**Veteran's Affairs**  
(864) 467-7230

**Voter Registration**  
(864) 467-7250

## Greenville County Council

The 12-member, single district, Greenville County Council is the legislative and policy making body for the government. They appoint the county administrator, who is responsible for executing day-to-day operations.

**(864) 467-7115**




**Greenville County Animal Care** expanded the **Trap-Neuter-Return (TNR) program**, performing nearly 2,000 TNR surgeries to humanely control the stray cat population. In addition, 90% of all surgeries performed in our clinic have been offered for free to our community thanks in part to the donations we receive.




# About Greenville County

Greenville County, South Carolina has a world-class business community, an abundance of natural amenities, and an irresistible southern charm that creates an unrivaled quality of life. The economic engine of the state, Greenville County is home to 43 Fortune 500 companies, 655 national and international manufacturers, and 160 large and small business headquarters. With



more than 560,000 residents, it is the most populous county in the state, and its diverse economy has created an unemployment rate of just 3.0%. Anchored by the award winning, nationally recognized urban hub Downtown Greenville, the County also features numerous communities rich with character and tradition, all surrounded by the incredible scenic beauty of the rolling foothills of the Blue Ridge Mountains. A welcoming place with award winning schools, outstanding health care options, and diverse cultural and entertainment options, Greenville



County is consistently ranked as one of the nation's best places to live and do business.



Governor Henry McMaster joined County staff in welcoming EnerSys to South Carolina. EnerSys, a global leader in industrial technology that produces batteries, chargers, and power systems, will set up a new 500,000 square foot facility at the County's Augusta Grove Business Park. The GADC, the county's economic development corporation, helped secure the \$500 million capital investment with the potential to create 500 new jobs.

## Facts and Figures

### Labor Force

**Total Workforce:**  
294,539

**Professional Business Services**  
20.8%

**Trades & Utilities**  
18.9%

**Education & Health Care**  
12.9%

**Government**  
12.3%

**Manufacturing**  
10.8%

**Leisure & Hospitality**  
9.4%

### Fun Facts

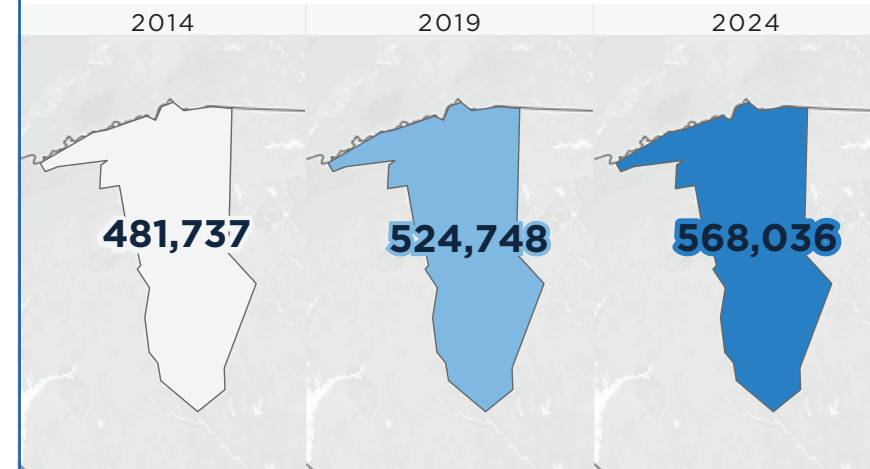
**Average Annual # of Sunny Days:**  
220

**# of Hotels & # of Hotel Rooms**  
103  
10,600

**# of Restaurants**  
1,200

**50.41%**  
of Greenville County Residents were Born in Greenville County

### Greenville County | TOTAL POPULATION



### POPULATION GROWTH

2016	1.7%
2017	1.6%
2018	1.6%
2019	1.8%
2020	0.4%
2021	1.4%
2022	2.5%
2023	1.9%

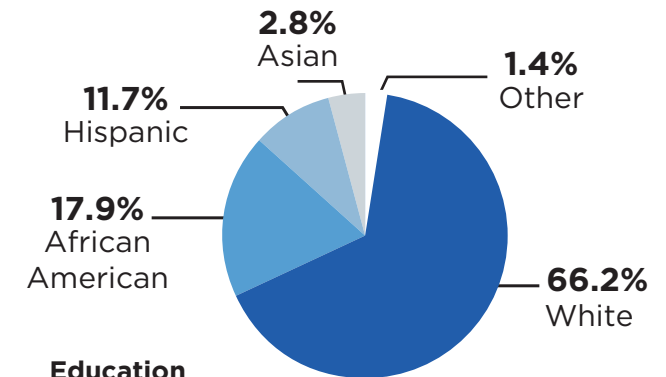
Population estimates for the two most recent years are based on historical data. Other years' are revised estimates provided by the U.S Department of Commerce, Bureau of Economic Analysis.

### 2023-2024

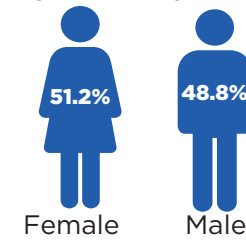
**Total Population**  
568,036

**Growth Rate**  
1.86%

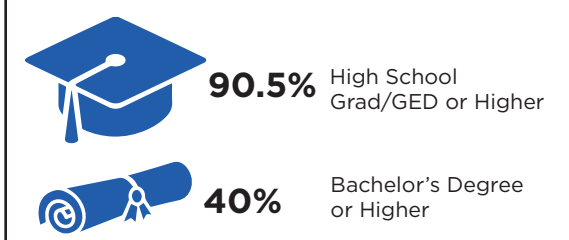
### Population by Race & Origin



### Population by Gender



### Education



**Median Household Income**  
\$74,624  
(average per person)

**38.5** Median Age

**64.9%** Labor Force Participation

**2024 | Greenville County Housing Units**  
245,000

**2024 | Greenville County Median Home Value**  
\$349,950

**Owner Occupied Housing**  
68.9%

**Median Gross Rent**  
\$1,198

# Summary of Financial Information

The County's Annual Comprehensive Financial Report (ACFR) is presented in accordance with generally accepted accounting principles (GAAP). The presentation of this report differs from GAAP because the data presented is only for the primary government which includes all Greenville County governmental functions. The Greenville County Redevelopment Authority, the GADC and the Greenville County Library System are excluded.

Governmental activities of Greenville County include the general government, public safety, highways and streets, economic development, judicial services, health and welfare, and culture and recreation. Governmental activities generally are financed through taxes and intergovernmental revenues.

Business-type activities include solid waste disposal, storm water quality and control, and the parking facility. These activities are intended to recover all or a significant portion of their costs through user fees and charges.

## Balance Sheet

More formally referred to as the Statement of Net Position, the balance sheet reflects Greenville County's strong financial position. The consumption or acquisition of net assets that applies to a future reporting period are called deferred outflows of resources and deferred inflows of resources, respectively.

ASSETS	Governmental Activities		Business-type Activities	
	2024	2023	2024	2023
Current and other assets	\$ 204,720,653	\$ 229,841,394	\$ 16,674,475	\$ 7,381,758
Capital assets	793,548,738	757,296,257	26,630,714	26,744,905
Deferred outflows - unamortized amount on refundings	2,980,259	3,586,412	-	-
Deferred outflows - pensions	90,680,953	120,798,261	2,412,986	3,260,815
Deferred outflows - OPEB	17,736,818	19,372,919	-	-
<b>Total assets and deferred outflows of resources</b>	<b>1,109,667,421</b>	<b>1,130,895,243</b>	<b>45,718,175</b>	<b>37,387,478</b>
<b>LIABILITIES</b>				
Long-term liabilities	594,239,793	643,642,155	21,724,306	39,336,425
Other liabilities	110,195,415	112,070,546	1,727,103	1,584,966
Deferred inflows - pensions	46,047,549	27,522,607	1,204,606	809,109
Deferred inflows - OPEB	20,260,904	22,862,600	-	-
Deferred inflows - lease receipts	731,587	92,050	-	-
<b>Total liabilities and deferred inflows of resources</b>	<b>771,475,248</b>	<b>806,189,958</b>	<b>24,656,015</b>	<b>41,730,500</b>
<b>Total net position</b>	<b>\$ 338,192,173</b>	<b>\$ 324,705,285</b>	<b>\$ 21,062,160</b>	<b>\$ -4,343,022</b>

## Explanations of Major Fluctuations

The increase in net position for governmental activities is mainly due to revenue increases in the property tax and charges for services categories. These changes were due to a millage increase and an increase in construction permit fees, respectively. The increase in business-type activities net position is primarily due to a decrease in the estimated liability for landfill cell closure in the Solid Waste Fund. Bond proceeds transferred to the Solid Waste Fund for improvements and expansion also contributed to the increase in net position.



Greenville County believes that the County workforce should be a reflection of the citizens they serve. To maintain the highest level of professionalism and improve retention, the **County HR Department** offers staff in-house **Management Training and Leadership Development Classes.**

# Functions of Government

## Income Statement

The County's income statement, referred to as the Statement of Activities, reports all financial activity during the fiscal year.

### Last Five Fiscal Years

	2020	2021	2022	2023	2024
<b>EXPENSES</b>					
<b>Governmental Activities</b>					
Administrative Services	4,840,004	40,490,550	43,210,077	75,015,511	49,809,252
General Services	38,075,145	121,315,502	46,040,670	59,049,470	28,291,058
Emergency Medical Services	17,617,685	14,122,784	27,110,083	30,503,704	32,804,239
Community Development & Planning	47,599,076	47,243,420	59,412,279	53,994,581	56,035,115
Parks, Recreation & Tourism	17,275,931	17,073,829	18,134,456	19,599,931	18,953,214
Public Safety	53,273,936	56,967,305	62,061,369	66,466,772	80,809,784
Judicial Services	28,235,115	30,490,630	30,832,415	33,531,782	36,265,432
Fiscal Services	3,219,279	3,302,053	3,536,089	3,894,491	3,975,265
Law Enforcement Services	62,937,788	65,933,303	73,635,146	88,184,759	87,229,622
Boards, Commissions & Others	15,065,851	15,529,237	18,886,383	18,673,892	17,340,898
Interest and Fiscal Charges	4,782,558	4,736,517	7,521,601	6,696,840	10,174,854
<b>Total Governmental Activities</b>	<b>292,922,368</b>	<b>417,205,130</b>	<b>390,380,568</b>	<b>455,611,733</b>	<b>421,688,733</b>
<b>Business-Type Activities</b>					
Solid Waste	29,988,848	15,545,530	11,520,420	21,676,818	15,142,232
Stormwater	7,137,044	7,378,141	6,432,191	7,652,304	9,661,681
Parking Garage	54,388	52,243	96,162	60,515	50,615
<b>Total Business-Type Activities</b>	<b>37,180,280</b>	<b>22,975,914</b>	<b>18,048,773</b>	<b>29,389,637</b>	<b>24,854,528</b>
<b>Total Primary Government Expenses</b>	<b>330,102,648</b>	<b>440,181,044</b>	<b>408,429,341</b>	<b>485,001,370</b>	<b>446,543,261</b>
<b>PROGRAM REVENUES</b>					
<b>Governmental Activities</b>					
General Government	7,502,468	7,124,192	7,573,809	7,406,735	6,916,320
Other Activities	55,615,356	60,646,317	57,587,404	56,754,319	68,580,560
Operating Grants & Contributions	32,079,298	110,906,099	84,436,501	76,563,129	38,297,741
Capital Grants & Contributions	19,116,600	13,750,575	16,346,859	12,235,511	15,146,037
<b>Total Govt. Activities Program Revenues</b>	<b>114,313,722</b>	<b>192,427,183</b>	<b>165,944,573</b>	<b>152,959,694</b>	<b>128,940,658</b>
<b>Business-Type Activities</b>					
Solid Waste	7,067,907	7,095,203	6,826,225	8,153,120	8,566,387
Stormwater	7,815,509	8,242,901	8,185,016	8,185,588	8,213,180
Parking Garage	42,214	-	659	15,445	14,712
<b>Total Business-Type Activities Program Revenues</b>	<b>14,925,630</b>	<b>15,338,104</b>	<b>15,011,900</b>	<b>16,354,153</b>	<b>16,794,279</b>
<b>Total Primary Govt. Program Revenues</b>	<b>129,239,352</b>	<b>207,765,287</b>	<b>180,956,473</b>	<b>169,313,847</b>	<b>145,734,937</b>
<b>NET (EXPENSE)/REVENUE</b>					
Governmental Activities	(178,608,646)	(224,777,947)	(224,435,995)	(302,652,039)	(292,748,075)
Business-Type Activities	(22,254,650)	(7,637,810)	(3,036,873)	(13,035,484)	(8,060,249)
<b>Total Primary Govt. Net Expenses</b>	<b>(200,863,296)</b>	<b>(232,415,757)</b>	<b>(227,472,868)</b>	<b>(315,687,523)</b>	<b>(300,808,324)</b>

## Continued from page 10: Explanations of Major Fluctuations

The decrease in expenses for governmental activities is due to the completion of the Administrative Office Complex and the Parking Garage. Program revenues decreased due to a decline in operating grants and contributions in federal funding for pandemic relief. A millage increase as well as area growth resulted in an increase in property tax revenue. The decrease in expenses for the business-type activities is primarily due to a decrease in the estimated liability for landfill cell closure in the solid waste division.

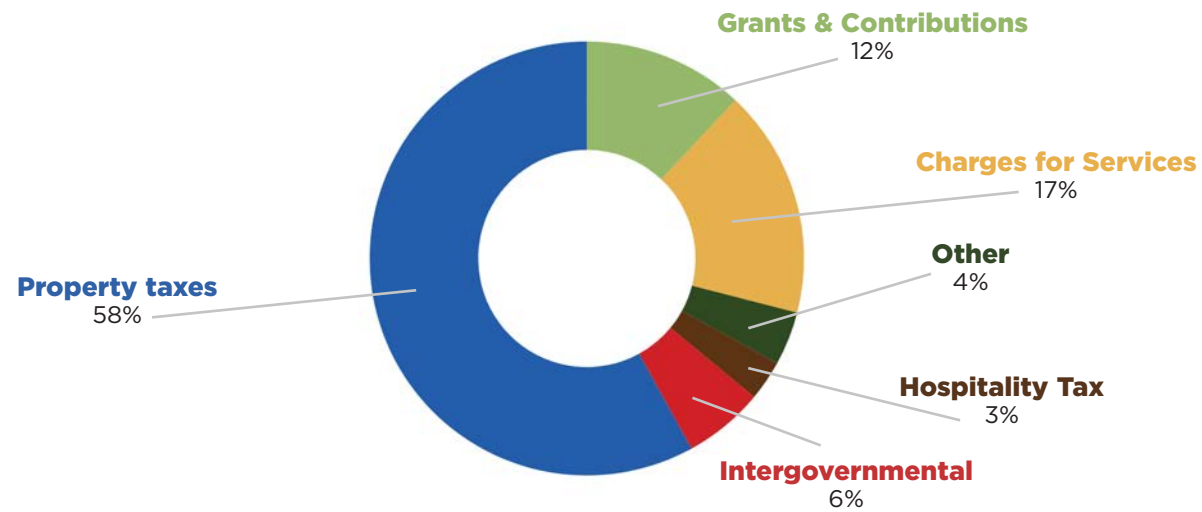


Greenville County's **Vehicle Service Center** keeps the county rolling. The highly skilled team includes ASE (Automotive Service Excellence) certified mechanics and service professionals who provide cost efficient and timely routine maintenance for the county's vehicle and equipment fleet.

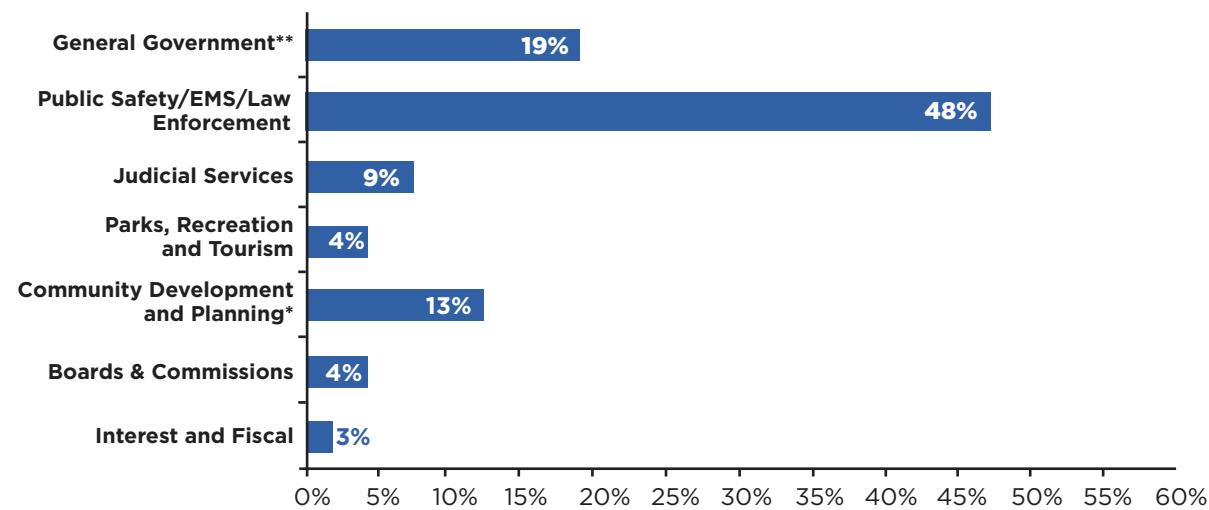
# Functions of Government

*continued*

## Revenue Sources – Governmental Activities



## Expenses – Governmental Activities



\*Includes Roads/Bridges, Code Enforcement, Animal Shelter, and Planning.

\*\*Includes expenses for additional entities such as Library, Art Museum, Fire Service Areas and expenses related to pandemic relief

## AAA Bond Rated

For the twenty-fourth consecutive year, Greenville County has had its prestigious AAA bond rating reaffirmed by all three rating agencies. The ratings confirm that the County's bonds are of the highest credit quality, provide financial security and translate into substantial savings for tax payers.

## Supporting Local Business

Greenville County proudly hosts TD SYNEX and their "Customer Academy" for what has become an annual tradition. Discussions about technology's role in governing, economic development strategy, and procurement policies highlighted the day long event.



Three outstanding private universities call Greenville County home. **North Greenville University, Bob Jones University, and Furman University** (pictured) offer a variety of four-year degrees with Furman offering both bachelors and master's degrees. Greenville Tech and other 2-year schools create a variety of higher education options.







**Financial Operations Division**

*301 University Ridge, N-2400  
Greenville, South Carolina 29601  
Phone: (864) 467-7020*